

Goals of the Fund

The objective of the Fund's investment is to realize profits for the fund's quota holders, investing in principle in securities of large companies in developed world economies but in some cases also debt securities and bank deposits while maintaining a high level of liquidity. In this way, quota holders, in the longer term, will be able to participate in the growth of the world economy and realize profits from their investments. Through investing in the Fund, the clients will be able to achieve diversification of their capital and accomplish their personal financial goals, while having high liquidity of the investment. *

* Detailed information can be found in the Prospectus.

Information about the Fund

Name of the Fund	WVP Global
Inception Date	1/11/2021
Currency of the shares	EUR
Net value	2.498.215,48 EUR
Unit Price	149.6867
Fund Type	Accumulation
Custody Bank	First Investment Bank Albania
Subcustody Bank	First Investment Bank Bulgaria Clearstream
Benchmark	WVP Benchmark
Standard deviation	12,93%
Risk class	5

Fees

Fees paid by investor:

up to 14.999	5.0%
14.999-24.999	4.5%
25.000-49.999	4.0%
50.000-99.999	3.5%
100.000-249.999	3.0%
250.000-499.999	2.5%
500.000-999.999	2.0%
1.000.000-2.499.999	1.5%
over 2.500.000	1.0%

Exit fee not chargeable (0%)

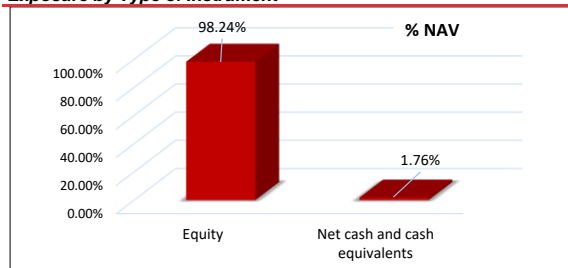
Fees paid by the Fund:

Management fee	2% annually
Custody bank fee	0,2% annually

Performance

WVP Global %	
1M	4,64
3M	12,00
6M	17,20
1 Year	22,63
YTD	12,00
Total Return since inception %	
	49,69

Exposure by Type of Instrument



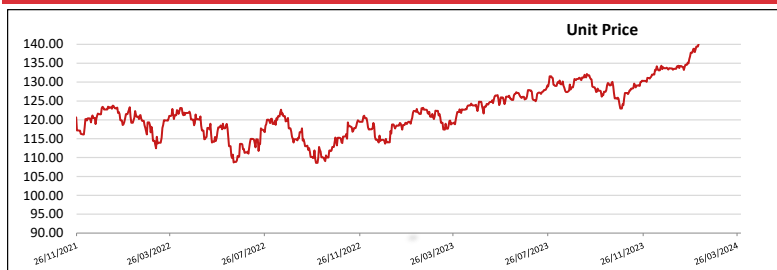
The fund is not listed on the stock exchange and can not be traded. Official information, purchase and sale of units are done direct through WVP Fund Management Tirana
For purchase of units of WVP Global please follow these payment instructions:
IBAN AL94 2151 1031 EUR1 0000 1490 8100
SWIFT FINVALTR

The Portfolio Structure Report of the Fund is issued on a quarterly basis and is published on the web-site of the Company. The returns published in the report have been actually accomplished in the past and should be taken as an indicator, i.e. are not a guarantee for future returns. Detailed information on the Funds can be obtained from the Prospectus and the Statute of the Fund, published on the web-site www.wvpfunds.al, by phone at +355 (4) 22 24 525 or at the following email address: contact@wvpfunds.al

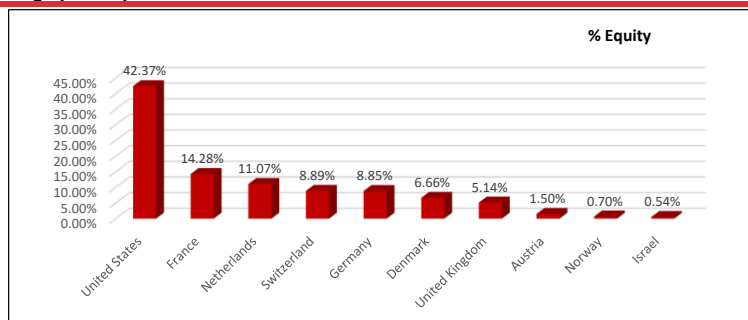
Top 10 Holdings

Novo Nordisk A/S	6.54%
Facebook Inc	3.95%
Lam Research Corp	3.75%
Partners Group Holding AG	3.50%
Allianz SE	3.34%
Berkshire Hathaway Inc	3.24%
Alphabet Inc	3.02%
Roche Holding AG	2.98%
Thales SA	2.88%
Philip Morris International Inc	2.85%
36.05%	

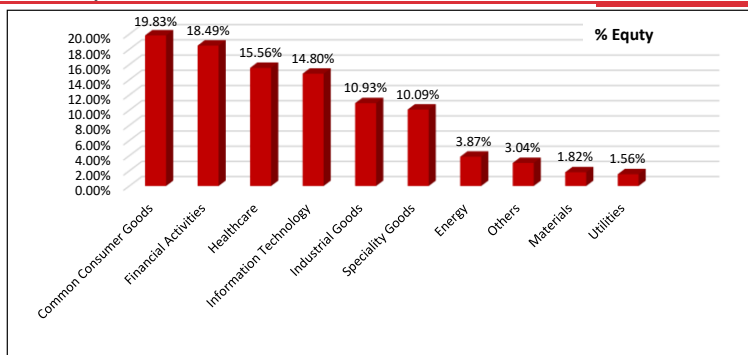
Unit price



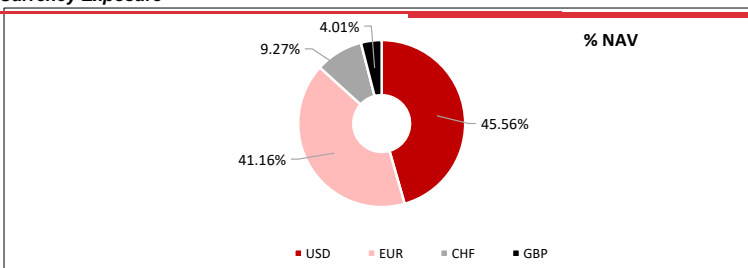
Geographic Exposure



Sectoral Exposure



Currency Exposure



No.	Name Of The Company	ISIN	Currency	No. Of Share	Price	Exchange Rate	Value in EUR	%NAV
1	Novo Nordisk A/S	DK0060534915	EUR	1,362	119.9800	1.000	163,412.76	6.54
2	Facebook Inc	US30303M1027	USD	219	485.4200	0.927	98,556.40	3.95
3	Lam Research Corp	US5128071082	USD	104	970.7100	0.927	93,593.54	3.75
4	Partners Group Holding AG	CH0024608827	CHF	66	1,287.5000	1.029	87,403.57	3.50
5	Allianz SE	DE0008404005	EUR	300	277.8000	1.000	83,340.00	3.34
6	Berkshire Hathaway Inc	US0846707026	USD	208	420.3400	0.927	81,056.36	3.24
7	Alphabet Inc	US02079K3059	USD	540	150.7900	0.927	75,489.99	3.02
8	Roche Holding AG	CH0012032048	CHF	315	229.6500	1.029	74,407.20	2.98
9	Thales SA	FR0000121329	EUR	456	158.0500	1.000	72,070.80	2.88
10	Philip Morris International Inc	US7181721090	USD	838	91.5900	0.927	71,156.59	2.85
11	Abbvie Inc	US00287Y1091	USD	419	181.8300	0.927	70,632.18	2.83
12	Unilever PLC	GB00B10RZP78	EUR	1,429	46.5150	1.000	66,469.94	2.66
13	LVMH Moet Hennessy Louis Vuitton SE	FR0000121014	EUR	74	833.7000	1.000	61,693.80	2.47
14	ASML Holding NV	NL0010273215	EUR	69	892.2000	1.000	61,561.80	2.46
15	Stellantis NV	NL00150001Q9	EUR	2,254	26.3450	1.000	59,381.63	2.38
16	PepsiCo Inc	US7134481081	USD	359	175.0100	0.927	58,247.91	2.33
17	Adidas AG	DE000A1EWWW0	EUR	260	207.3500	1.000	53,911.00	2.16
18	Danone SA	FR0000120644	EUR	838	59.8800	1.000	50,179.44	2.01
19	ING Groep NV	NL0011821202	EUR	3,120	15.2420	1.000	47,555.04	1.90
20	Cisco Systems Inc	US17275R1023	USD	987	49.8800	0.927	45,642.21	1.83
21	Microsoft Corp	US5949181045	USD	115	419.9900	0.927	44,777.50	1.79
22	Publicis Groupe SA	FR0000130577	EUR	437	101.0500	1.000	44,158.85	1.77
23	Mastercard Inc	US57636Q1040	USD	98	480.9400	0.927	43,695.83	1.75
24	Amazon.com Inc	US0231351067	USD	260	180.2400	0.927	43,445.78	1.74
25	Visa Inc	US92826C8394	USD	164	278.7300	0.927	42,378.99	1.70
26	Applied Materials Inc	US0382221051	USD	215	206.1000	0.927	41,080.86	1.64
27	TOTAL SA	FR0000120271	EUR	645	63.4700	1.000	40,938.15	1.64
28	IG Group Holdings PLC	GB00B06QFB75	GBP	4,700	7.2950	1.170	40,109.24	1.61
29	Apple Inc	US0378331005	USD	244	171.4800	0.927	38,790.59	1.55
30	Rubis SCA	FR0013269123	EUR	1,174	32.7000	1.000	38,389.80	1.54
31	Coca-Cola European Partners PLC	GB00BDCPN049	USD	592	69.9300	0.927	38,380.29	1.54
32	Bristol-Myers Squibb Co	US1101221083	USD	755	54.2300	0.927	37,958.55	1.52
33	Covestro AG	DE0006062144	EUR	737	50.5800	1.000	37,277.46	1.49
34	OMV AG	AT0000743059	EUR	841	43.7800	1.000	36,818.98	1.47
35	L'Oreal SA	FR0000120321	EUR	83	438.6500	1.000	36,407.95	1.46
36	SAP SE	DE0007164600	EUR	185	180.6600	1.000	33,422.10	1.34
37	Altria Group Inc	US02209S1033	USD	820	43.6100	0.927	33,153.01	1.33
38	AUTOZONE INC	US0533321024	USD	11	3,151.5200	0.927	32,139.25	1.29
39	Walt Disney Co	US2546871060	USD	268	122.3400	0.927	30,396.69	1.22
40	UBS Group AG	CH0244767585	CHF	991	27.7400	1.029	28,276.01	1.13
41	Nestle	CH0038863350	CHF	286	95.7400	1.029	28,164.20	1.13
42	British American Tobacco PLC	GB0002875804	GBP	981	24.0550	1.170	27,605.50	1.11
43	Adyen NV	NL0012969182	EUR	17	1,567.2000	1.000	26,642.40	1.07
44	Best Buy Co Inc	US0865161014	USD	298	82.0200	0.927	22,659.96	0.91
45	Home Depot Inc	US4370761029	USD	62	383.3700	0.927	22,036.00	0.88
46	Equinor ASA	US29446M1027	USD	690	27.0200	0.927	17,284.53	0.69
47	INMODE LTD	IL0011595993	USD	665	21.5900	0.927	13,310.59	0.53
48	Biogen Inc	US09062X1037	USD	65	215.5400	0.927	12,988.66	0.52
49	Imperial Brands PLC	GB0004544929	GBP	610	17.7000	1.170	12,630.61	0.51
50	Unilever PLC	GB00B10RZP78	GBP	215	39.8300	1.170	10,017.75	0.40
51	Bayer AG	DE000BAY0017	EUR	324	28.4000	1.000	9,201.60	0.37
52	Rio Tinto PLC	GB0007188757	GBP	125	50.1700	1.170	7,336.27	0.29
53	Kering SA	FR0000121485	EUR	18	366.3	1.000	6,593.40	0.26