

Goals of the Fund

The Fund is created having in mind the clients who wish to harvest an attractive return by using the global growth of world economy, especially in the most developed economies of the world, such as the USA, Germany and Switzerland. Our goal is to build in our portfolio with the shares of the companies in Stoxx Euro 50 and DOWI indexes. The return will be effectuated through investing the Fund's assets into shares of large companies that create global demand and are the main driving forces of economic development. Through investing in the Fund, the clients will be able to achieve diversification of their capital and accomplish their personal financial goals, while having high liquidity of the investment. *

* Detailed information can be found in the Prospectus.

Information about the Fund

Name of the Fund	WVP Top Invest
Inception Date	3/29/2018
Currency of the shares	LEK
Net value	221.143.252,84 ALL
Unit Price	1.042,8365
Fund Type	Accumulation
Custody Bank	First Investment Bank Albania
Subcustody Bank	First Investment Bank Bulgaria
Benchmark	Clearstream
Benchmark	WVP Benchmark
Standard deviation	16,06%
Risk class	6

Fees

Fees paid by investor:

up to 2.035.000	5.0%
2.035.001 - 3.400.000	4.5%
3.400.001 - 6.800.000	4.0%
6.800.001 - 13.600.000	3.5%
13.600.001 - 34.000.000	3.0%
34.000.001 - 68.000.000	2.5%
68.000.001 - 136.000.000	2.0%
136.000.001 - 340.000.000	1.5%
over 340.000.000	1.0%

Entry commission

Exit fee

not chargeable (0%)

Fees paid by the Fund:

Management fee	2% annually
Custody bank fee	0,2% annually

Performance

WVP Top Invest %	WVP Benchmark ** %
1M	2,08
3M	-5,69
6M	-5,17
1 Year	-6,32
YTD	0,02

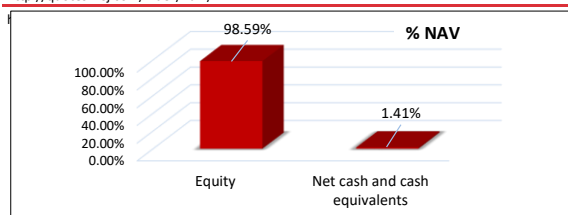
Total Return since

inception %	4,28
-------------	------

**WVP Benchmark Calculation : 30 % DOWI / 70 % Stoxx Europe 50 - 2.5 % TER

Source of data: The Wall Street Journal

<http://quotes.wsj.com/index/DJIA/>



The fund is not listed on the stock exchange and can not be traded. Official information, purchase and sale of units are done direct through WVP Fund Management Tirana

For purchase of units of WVP Top Invest please follow these payment instructions:

IBAN AL1821511031 ALL1000011282800

SWIFT FINVALTR

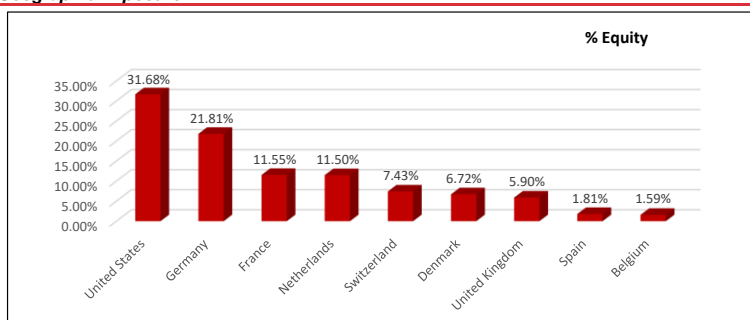
The Portfolio Structure Report of this Fund is issued on a quarterly basis and is published on the web-site of the Company. The returns published in the report have been actually accomplished in the past and should be taken as an indicator, i.e. are not a guarantee for future returns. Detailed information on the Funds can be obtained from the Prospectus and the Statute of the Fund, published on the web-site www.wvpfunds.al, by phone at +355 (4) 22 24 525 or at the following email address: contact@wvpfunds.al

Top 10 Holdings

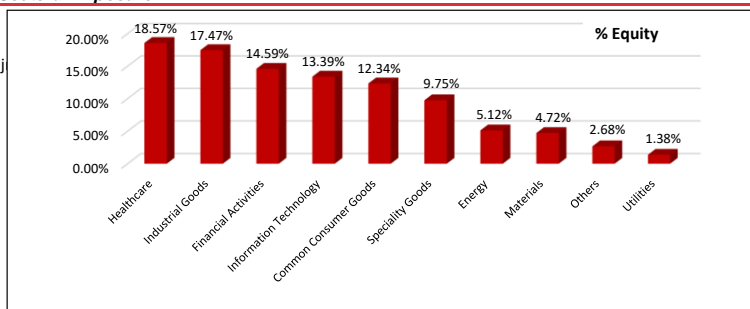
Novo Nordisk A/S	6.62%
ASML Holding NV	3.42%
Microsoft Corp	3.34%
LVMH Moet Hennessy Louis Vuitton SE	3.27%
Apple Inc	2.65%
Siemens AG	2.51%
Nestle	2.31%
Unilever PLC	2.27%
Facebook Inc	2.21%
SAP SE	2.10%
Total	30.70%



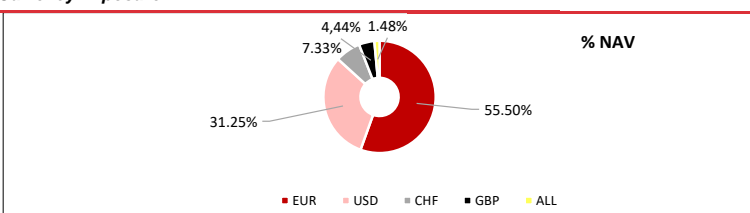
Geographic Exposure



Sectoral Exposure



Currency Exposure



No.	Name Of The Company	ISIN	Currency	No. Of Shares	Price	Exchange Rate	Value in ALL	%NAV
1	Novo Nordisk A/S	DK0060534915	EUR	1,540	93.3100	101.920000	14,645,639.01	6.62
2	ASML Holding NV	NL0010273215	EUR	119	623.0000	101.920000	7,556,043.04	3.42
3	Microsoft Corp	US5949181045	USD	209	378.9000	93.320000	7,390,020.13	3.34
4	LVMH Moet Hennessy Louis Vuitton SE	FR0000121014	EUR	101	702.7000	101.920000	7,233,537.58	3.27
5	Apple Inc	US0378331005	USD	330	189.9400	93.320000	5,849,316.26	2.65
6	Siemens AG	DE0007236101	EUR	353	154.1400	101.920000	5,545,611.93	2.51
7	Nestle	CH0038863350	CHF	483	99.3400	106.640000	5,116,717.30	2.31
8	Unilever PLC	GB00B10RZP78	EUR	1,127	43.7100	101.920000	5,020,698.45	2.27
9	Facebook Inc	US30303M1027	USD	160	327.1100	93.320000	4,884,144.83	2.21
10	SAP SE	DE0007164600	EUR	313	145.3000	101.920000	4,635,209.49	2.10
11	Deutsche Telekom AG	DE0005557508	EUR	2,054	21.9750	101.920000	4,600,327.37	2.08
12	Schneider Electric SE	FR0000121972	EUR	265	168.5200	101.920000	4,551,522.98	2.06
13	Walmart Inc	US9311421039	USD	295	155.5700	93.320000	4,282,748.76	1.94
14	Merck KGaA	DE0006599905	EUR	250	159.8000	101.920000	4,071,704.00	1.84
15	Airbus SE	NL0000235190	EUR	285	136.1000	101.920000	3,953,323.92	1.79
16	Procter & Gamble Co/The	US7427181091	USD	273	153.4900	93.320000	3,910,366.50	1.77
17	Mastercard Inc	US57636Q1040	USD	100	413.6500	93.320000	3,860,181.80	1.75
18	Novartis AG	CH0012005267	CHF	418	85.1100	106.640000	3,793,822.51	1.72
19	Zurich Insurance Group AG	CH0011075394	CHF	80	437.8000	106.640000	3,734,959.36	1.69
20	Anheuser Busch Inbev NV	BE0974293251	EUR	590	57.5300	101.920000	3,459,439.98	1.56
21	Roche Holding AG	CH0012032048	CHF	136	236.0500	106.640000	3,423,442.59	1.55
22	BOEING	US0970231058	USD	156	231.6300	93.320000	3,372,051.01	1.52
23	EXXON MOBIL CORP	US30231G1022	USD	350	102.7300	93.320000	3,355,367.26	1.52
24	Goldman Sachs Group Inc	US38141G1040	USD	102	341.5300	93.320000	3,250,901.12	1.47
25	Linde PLC	IE000S9YST62	EUR	79	379.2000	101.920000	3,053,197.06	1.38
26	Deutsche Post AG	DE0005552004	EUR	690	43.2200	101.920000	3,039,437.86	1.37
27	Berkshire Hathaway Inc	US0846707026	USD	88	359.7000	93.320000	2,953,913.95	1.34
28	TOTAL SA	FR0000120271	EUR	455	62.2500	101.920000	2,886,756.60	1.31
29	Iberdrola SA	ES0144580Y14	EUR	2,474	11.3400	101.920000	2,859,381.91	1.29
30	AXA SA	FR0000120628	EUR	965	28.6950	101.920000	2,812,398.32	1.27
31	SANOFI SA	FR0000120578	EUR	320	85.4500	101.920000	2,786,900.48	1.26
32	HeidelbergCement AG	DE0006047004	EUR	360	74.6600	101.920000	2,739,364.99	1.24
33	Amazon.com Inc	US0231351067	USD	200	146.0900	93.320000	2,726,623.76	1.23
34	JPMorgan Chase & Co.	US46625H1005	USD	187	155.9900	93.320000	2,722,156.53	1.23
35	Allianz SE	DE0008404005	EUR	115	230.9500	101.920000	2,706,918.76	1.22
36	Diageo PLC	GB0002374006	GBP	800	27.6300	117.980000	2,607,829.92	1.18
37	Salesforce.Com Inc	US79466L3024	USD	111	251.5700	93.320000	2,605,892.88	1.18
38	Shell plc	GB00BP6MXXD84	EUR	820	30.1200	101.920000	2,517,260.93	1.14
39	AIR LIQUIDE SA	FR0000120073	EUR	142	173.7600	101.920000	2,514,765.93	1.14
40	Intercontinental Exchange Inc	US45866F1049	USD	235	113.8300	93.320000	2,496,314.67	1.13
41	Home Depot Inc	US4370761029	USD	83	313.3800	93.320000	2,427,303.59	1.10
42	British Petroleum PLC	GB0007980591	GBP	4,250	4.7895	117.980000	2,401,527.14	1.09
43	Bayerische Motoren Werke AG	DE0005190003	EUR	235	95.7400	101.920000	2,293,087.89	1.04
44	Adidas AG	DE000A1EWWW0	EUR	115	191.8200	101.920000	2,248,283.86	1.02
45	Biogen Inc	US09062X1037	USD	100	234.0400	93.320000	2,184,061.28	0.99
46	Prosus NV	NL0013654783	EUR	699	30.4000	101.920000	2,165,759.23	0.98
47	Pfizer Inc	US7170811035	USD	735	30.4300	93.320000	2,087,199.79	0.94
48	BNP Paribas SA	FR0000131104	EUR	345	57.7600	101.920000	2,030,980.22	0.92
49	ING Groep NV	NL0011821202	EUR	1,530	12.8760	101.920000	2,007,852.54	0.91
50	Vinci SA	FR0000125486	EUR	175	112.2800	101.920000	2,002,626.08	0.91
51	Bayer AG	DE000BAY0017	EUR	621	31.3500	101.920000	1,984,214.23	0.90
52	GlaxoSmithKline plc	GB00BN7SWP63	GBP	1,176	14.1940	117.980000	1,969,339.15	0.89
53	Safran SA	FR0000073272	EUR	114	161.0200	101.920000	1,870,872.06	0.85
54	Adyen NV	NL0012969182	EUR	17	1,070.6000	101.920000	1,854,964.38	0.84
55	Daimler AG	DE0007100000	EUR	300	59.6800	101.920000	1,824,775.68	0.83
56	Visa Inc	US92826C8394	USD	75	256.4600	93.320000	1,794,963.54	0.81
57	Fresenius Medical Care AG & Co. KGaA	DE0005785802	EUR	452	37.7300	101.920000	1,738,139.60	0.79
58	Raytheon Technologies Corp	US75513E1010	USD	200	81.4700	93.320000	1,520,556.08	0.69
59	Volkswagen Ag	DE0007664039	EUR	135	106.4200	101.920000	1,464,254.06	0.66
60	Caterpillar Inc	US1491231015	USD	62	250.6800	93.320000	1,450,394.37	0.66
61	Lloyds Banking Group PLC	GB0008706128	GBP	27,850	0.4347	117.980000	1,428,312.48	0.65
62	Henkel AG & Co KGaA	DE0006048432	EUR	190	72.2200	101.920000	1,398,525.86	0.63
63	BASF SE	DE000BASF111	EUR	260	42.7850	101.920000	1,133,768.27	0.51
64	McDonald's Corp	US5801351017	USD	42	281.8200	93.320000	1,104,576.58	0.50
65	Kering SA	FR0000121485	EUR	26	393.7000	101.920000	1,043,273.50	0.47
66	Telefonica SA	ES0178430E18	EUR	2,531	3.9520	101.920000	1,019,456.02	0.46
67	Fresenius SE & Co KGaA	DE0005785604	EUR	340	29.1400	101.920000	1,009,782.59	0.46
68	3M Co	US88579Y1010	USD	108	99.0500	93.320000	998,281.37	0.45
69	Carrier Global Corporation	US14448C1045	USD	200	51.9300	93.320000	969,221.52	0.44
70	Rio Tinto PLC	GB0007188757	GBP	132	53.9900	117.980000	840,805.71	0.38
71	Otis Worldwide Corporation	US68902V1070	USD	100	85.7600	93.320000	800,312.32	0.36
72	HALEON PLC ORD	GB00BMX86B70	GBP	1,470	3.3000	117.980000	572,320.98	0.26
73	Daimler Truck Holding AG	DE000DTR0CK8	EUR	150	29.8800	101.920000	456,805.44	0.21
74	Sandoz Group AG	CH1243598427	CHF	53	25.0100	106.640000	141,354.52	0.06
75	Siemens Energy AG	DE000ENER6Y0	EUR	100	10.8850	101.920000	110,939.92	0.05
76	VIATRIS INC ORD REG	US92556V1061	USD	91	9.1900	93.320000	78,042.58	0.04
77	IBERDROLA SA-INTERIM	ES0144583236	EUR	31	11.3400	101.920000	35,828.96	0.02
78	Telefonica SA	ES0178430E18	EUR	81	3.9520	101.920000	32,625.82	0.01
79	Euroapi SAS	FR0014008VX5	EUR	13	5.2	101.920000	6889.792	0.00
80	IBERDROLA SA-INTERIM	ES0144583285	EUR	1	11.34	101.920000	1155.7728	0.0005
81	Unilever PLC	NL0015001S78	EUR	1127	0.000	101.920000	0.000000	0.0000