

Goals of the Fund

The Fund is created having in mind the clients who wish to harvest an attractive return by using the global growth of world economy, especially in the most developed economies of the world, such as the USA, Germany and Switzerland. Our goal is to build in our portfolio with the shares of the companies in Stoxx Euro 50 and DOWJ indexes. The return will be effectuated through investing the Fund's assets into shares of large companies that create global demand and are the main driving forces of economic development. Through investing in the Fund, the clients will be able to achieve diversification of their capital and accomplish their personal financial goals, while having high liquidity of the investment. *

* Detailed information can be found in the Prospectus.

Information about the Fund

Name of the Fund	WVP Top Invest
Inception Date	3/29/2018
Currency of the shares	LEK
Net value	238.114.837,90 ALL
Unit Price	1.192,7036
Fund Type	Accumulation
Custody Bank	First Investment Bank Albania
Subcustody Bank	First Investment Bank Bulgaria Clearstream
Benchmark	WVP Benchmark
Standard deviation	15,76%
Risk class	6

Fees

Fees paid by investor:

up to 2.035.000	5.0%
2.035.001 - 3.400.000	4.5%
3.400.001 - 6.800.000	4.0%
6.800.001 - 13.600.000	3.5%
13.600.001 - 34.000.000	3.0%
34.000.001 - 68.000.000	2.5%
68.000.001 - 136.000.000	2.0%
136.000.001 - 340.000.000	1.5%
over 340.000.000	1.0%

Exit fee not chargeable (0%)

Fees paid by the Fund:

Management fee	2% annually
Custody bank fee	0,2% annually

Performance

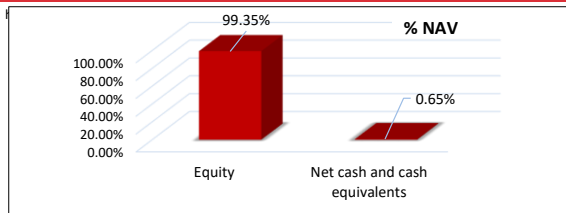
WVP Top Invest %		WVP Benchmark ** %	
1M	2,00	1,01	
3M	9,51	5,68	
6M	12,14	10,47	
1 Year	6,37	9,86	
YTD	9,51	5,68	

Total Return since inception % 19,27

**WVP Benchmark Calculation : 30 % DOWJ / 70 % Stoxx Europe 50 - 2.5 % TER

Source of data: The Wall Street Journal

<http://quotes.wsj.com/index/DJIA/>



The fund is not listed on the stock exchange and can not be traded. Official information, purchase and sale of units are done direct through WVP Fund Management Tirana

For purchase of units of WVP Top Invest please follow these payment instructions:

IBAN AL1821511031ALL1000011282800

SWIFT FINVALTR

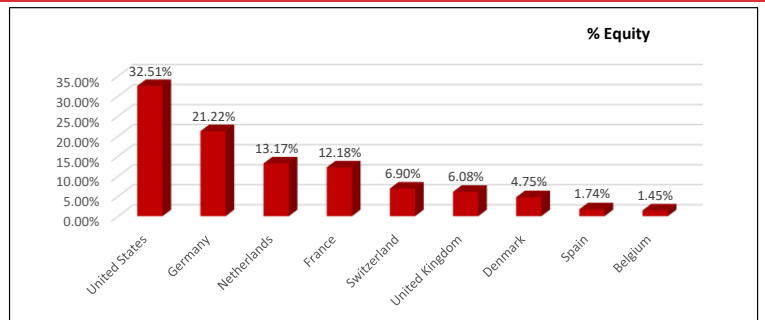
The Portfolio Structure Report of the Fund is issued on a quarterly basis and is published on the web-site of the Company. The returns published in the report have been actually accomplished in the past and should be taken as an indicator, i.e. are not a guarantee for future returns. Detailed information on the Funds can be obtained from the Prospectus and the Statute of the Fund, published on the web-site www.wvpfunds.al, by phone at +355 (4) 22 24 525 or at the following email address: contact@wvpfunds.al

Top 10 Holdings

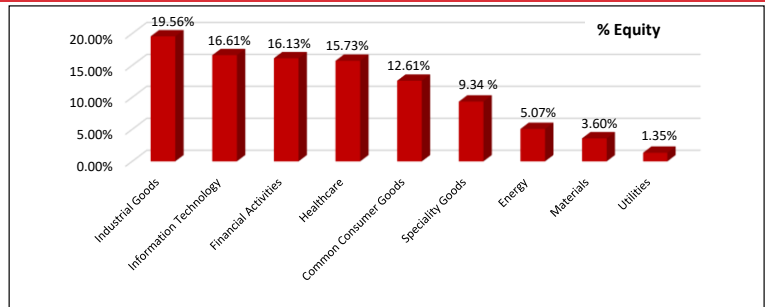
Novo Nordisk A/S	4.72%
ASML Holding NV	4.59%
LMVMH Moet Hennessy Louis Vuitton SE	3.64%
Microsoft Corp	3.52%
Siemens AG	2.70%
Facebook Inc	2.45%
SAP SE	2.44%
Schneider Electric SE	2.40%
Apple Inc	2.27%
Unilever PLC	2.26%
Total	30.99%



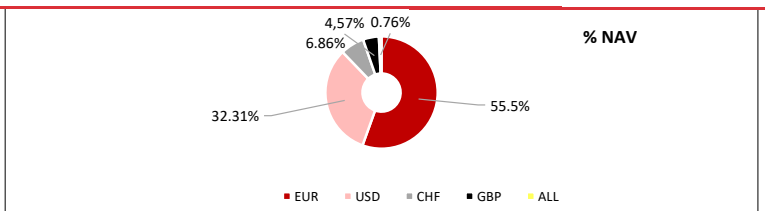
Geographic Exposure



Sectoral Exposure



Currency Exposure



No.	Name Of The Company	ISIN	Currency	No. Of Shares	Price	Exchange Rate	Value in ALL	%NAV
1	Novo Nordisk A/S	DK0060534915	EUR	910	119.9800	102.870000	11,231,531.77	4.72
2	ASML Holding NV	NL0010273215	EUR	119	892.2000	102.870000	10,921,893.07	4.59
3	LVMH Moët Hennessy Louis Vuitton SE	FR0000121014	EUR	101	833.7000	102.870000	8,662,034.62	3.64
4	Microsoft Corp	US5949181045	USD	209	419.9900	95.370000	8,371,379.28	3.52
5	Siemens AG	DE0007236101	EUR	353	176.9600	102.870000	6,425,967.95	2.70
6	Facebook Inc	US30303M1027	USD	126	485.4200	95.370000	5,833,107.68	2.45
7	SAP SE	DE0007164600	EUR	313	180.6600	102.870000	5,816,946.68	2.44
8	Schneider Electric SE	FR0000121972	EUR	265	209.6500	102.870000	5,715,174.31	2.40
9	Apple Inc	US0378331005	USD	330	171.4800	95.370000	5,396,835.71	2.27
10	Unilever PLC	GB00B10RZP78	EUR	1,127	46.5150	102.870000	5,392,692.80	2.26
11	Airbus SE	NL0000235190	EUR	285	170.7200	102.870000	5,005,060.42	2.10
12	Nestle	CH0038863350	CHF	483	95.7400	105.810000	4,892,910.46	2.05
13	Deutsche Telekom AG	DE0005557508	EUR	2,054	22.5300	102.870000	4,760,475.90	2.00
14	Mastercard Inc	US57636Q1040	USD	100	480.9400	95.370000	4,586,724.78	1.93
15	Procter & Gamble Co/The	US7427181091	USD	273	162.1600	95.370000	4,221,999.38	1.77
16	Merck KGaA	DE0006599905	EUR	250	163.9000	102.870000	4,215,098.25	1.77
17	Zurich Insurance Group AG	CH0011075394	CHF	80	486.3000	105.810000	4,116,432.24	1.73
18	Goldman Sachs Group Inc	US38141G1040	USD	102	417.5900	95.370000	4,062,206.95	1.71
19	EXXON MOBIL CORP	US30231G1022	USD	350	116.2300	95.370000	3,879,699.29	1.63
20	Novartis AG	CH0012005267	CHF	418	87.3600	105.810000	3,863,808.75	1.62
21	JPMorgan Chase & Co.	US46625H1005	USD	187	200.2800	95.370000	3,571,831.57	1.50
22	Berkshire Hathaway Inc	US0846707026	USD	88	420.3400	95.370000	3,527,728.67	1.48
23	Linde PLC	IE000S9YS762	EUR	79	428.4500	102.870000	3,481,897.47	1.46
24	Walmart Inc	US9311421039	USD	603	60.1600	95.370000	3,459,687.90	1.45
25	AXA SA	FR0000120628	EUR	965	34.8050	102.870000	3,455,076.69	1.45
26	Amazon.com Inc	US0231351067	USD	200	180.2400	95.370000	3,437,897.76	1.44
27	Anheuser Busch Inbev NV	BE0974293251	EUR	590	56.4500	102.870000	3,426,136.79	1.44
28	Roche Holding AG	CH0012032048	CHF	136	229.6500	105.810000	3,304,700.24	1.39
29	Allianz SE	DE0008404005	EUR	115	277.8000	102.870000	3,286,387.89	1.38
30	Salesforce.Com Inc	US79466L3024	USD	111	300.8200	95.370000	3,184,501.58	1.34
31	Intercontinental Exchange Inc	US45866F1049	USD	235	137.3600	95.370000	3,078,505.45	1.29
32	Home Depot Inc	US4370761029	USD	83	383.3700	95.370000	3,034,645.74	1.27
33	SANOFI SA	FR0000120578	EUR	320	90.9600	102.870000	2,994,257.66	1.26
34	Iberdrola SA	ES0144580Y14	EUR	2,517	11.4950	102.870000	2,976,328.97	1.25
35	TOTAL SA	FR0000120271	EUR	455	63.4700	102.870000	2,970,767.30	1.25
36	BOEING	US0970231058	USD	156	192.8200	95.370000	2,868,721.97	1.20
37	Deutsche Post AG	DE0005552004	EUR	690	39.9200	102.870000	2,833,533.58	1.19
38	AIR LIQUIDE SA	FR0000120073	EUR	142	192.8200	102.870000	2,816,625.86	1.18
39	Diageo PLC	GB0002374006	GBP	800	29.2550	120.340000	2,816,437.36	1.18
40	Adyen NV	NL0012969182	EUR	17	1,567.2000	102.870000	2,740,703.69	1.15
41	Shell plc	GB00BP6MXD84	EUR	820	30.9550	102.870000	2,611,159.50	1.10
42	Bayerische Motoren Werke AG	DE0005190003	EUR	235	106.8600	102.870000	2,583,281.73	1.08
43	British Petroleum PLC	GB0007980591	GBP	4,250	4.9570	120.340000	2,535,232.87	1.06
44	Safran SA	FR0000073272	EUR	114	210.0000	102.870000	2,462,707.80	1.03
45	Adidas AG	DE000A1EWWWV0	EUR	115	207.3500	102.870000	2,452,960.87	1.03
46	GlaxoSmithKline plc	GB00BN7SWP63	GBP	1,176	17.0860	120.340000	2,418,007.99	1.02
47	ING Groep NV	NL0011821202	EUR	1,530	15.2420	102.870000	2,398,955.15	1.01
48	BNP Paribas SA	FR0000131104	EUR	345	65.8500	102.870000	2,337,026.38	0.98
49	Daimler AG	DE0007100000	EUR	300	73.8400	102.870000	2,278,776.24	0.96
50	Caterpillar Inc	US1491231015	USD	62	366.2600	95.370000	2,165,673.40	0.91
51	Vinci SA	FR0000125486	EUR	175	118.7000	102.870000	2,136,867.08	0.90
52	Prosus NV	NL0013654783	EUR	699	29.0750	102.870000	2,090,670.73	0.88
53	Biogen Inc	US09062X1037	USD	100	215.5400	95.370000	2,055,604.98	0.86
54	Visa Inc	US92826C8394	USD	75	278.7300	95.370000	1,993,686.01	0.84
55	Pfizer Inc	US7170811035	USD	735	27.7300	95.370000	1,943,788.42	0.82
56	Raytheon Technologies Corp	US75513E1010	USD	200	97.5500	95.370000	1,860,668.70	0.78
57	Bayer AG	DE000BAY0017	EUR	621	28.4000	102.870000	1,814,256.47	0.76
58	Lloyds Banking Group PLC	GB0008706128	GBP	27,850	0.5176	120.340000	1,734,720.35	0.73
59	Volkswagen Ag	DE0007664039	EUR	135	122.8000	102.870000	1,705,378.86	0.72
60	Fresenius Medical Care AG & Co. KGaA	DE0005785802	EUR	452	35.6000	102.870000	1,655,301.74	0.70
61	Henkel AG & Co KGaA	DE0006048432	EUR	190	74.7800	102.870000	1,461,597.53	0.61
62	BASF SE	DE000BASF111	EUR	260	52.9100	102.870000	1,415,141.44	0.59
63	McDonald's Corp	US5801351017	USD	42	281.8000	95.370000	1,128,761.17	0.47
64	Carrier Global Corporation	US14448C1045	USD	200	58.1200	95.370000	1,108,580.88	0.47
65	3M Co	US88579Y1010	USD	108	106.0300	95.370000	1,092,104.76	0.46
66	Telefonica SA	ES0178430E18	EUR	2,531	4.0910	102.870000	1,065,149.00	0.45
67	Kering SA	FR0000121485	EUR	26	366.3000	102.870000	979,713.31	0.41
68	Otis Worldwide Corporation	US68902V1070	USD	100	99.2600	95.370000	946,642.62	0.40
69	Fresenius SE & Co KGaA	DE0005785604	EUR	340	24.9500	102.870000	872,646.21	0.37
70	Rio Tinto PLC	GB0007188757	GBP	132	50.1700	120.340000	796,944.43	0.33
71	Daimler Truck Holding AG	DE000DTR0CK8	EUR	150	46.7400	102.870000	721,221.57	0.30
72	HALEON PLC ORD	GB00BMX86B70	GBP	1,470	3.3310	120.340000	589,253.23	0.25
73	Siemens Energy AG	DE000ENER6Y0	EUR	100	16.9950	102.870000	174,827.57	0.07
74	Sandoz Group AG	CH1243598427	CHF	53	27.2100	105.810000	152,591.78	0.06
75	VIATRIS INC ORD REG	US92556V1061	USD	91	11.9300	95.370000	103,536.53	0.04
76	IBERDROLA SA-INTERIM	ES0144583236	EUR	31	11.4950	102.870000	36,657.21	0.02
77	Telefonica SA	ES0178430E18	EUR	81	4.0910	102.870000	34,088.13	0.01
78	Euroapi SAS	FR0014008VX5	EUR	13	2.7940	102.870000	3,736.44	0.00
79	IBERDROLA SA-INTERIM	ES0144583285	EUR	1	11.4950	102.870000	1,182.49	0.00