

### Goals of the Fund

The Fund is created having in mind the clients who wish to harvest an attractive return by using the global growth of world economy, especially in the most developed economies of the world, such as the USA, Germany and Switzerland. Our goal is to build in our portfolio with the shares of the companies in Stoxx Euro 50 and DOWJ indexes. The return will be effectuated through investing the Fund's assets into shares of large companies that create global demand and are the main driving forces of economic development. Through investing in the Fund, the clients will be able to achieve diversification of their capital and accomplish their personal financial goals, while having high liquidity of the investment. \*

\* Detailed information can be found in the Prospectus.

### Information about the Fund

Name of the Fund	WVP Top Invest
Inception Date	3/29/2018
Currency of the shares	LEK
Net value	227.619.269,82 ALL
Unit Price	1.089,1717
Fund Type	Accumulation
Custody Bank	First Investment Bank Albania
Subcustody Bank	First Investment Bank Bulgaria
Benchmark	Clearstream
Benchmark	WVP Benchmark
Standard deviation	15,97%
Risk class	6

### Fees

Fees paid by investor:

up to 2.035.000	5.0%
2.035.001 - 3.400.000	4.5%
3.400.001 - 6.800.000	4.0%
6.800.001 - 13.600.000	3.5%
13.600.001 - 34.000.000	3.0%
34.000.001 - 68.000.000	2.5%
68.000.001 - 136.000.000	2.0%
136.000.001 - 340.000.000	1.5%
over 340.000.000	1.0%

### Entry commission

### Exit fee

not chargeable (0%)

### Fees paid by the Fund:

Management fee	2% annually
Custody bank fee	0,2% annually

### Performance

WVP Top Invest %	WVP Benchmark ** %
1M	4,44
3M	2,40
6M	-0,45
1 Year	4,46
YTD	4,46

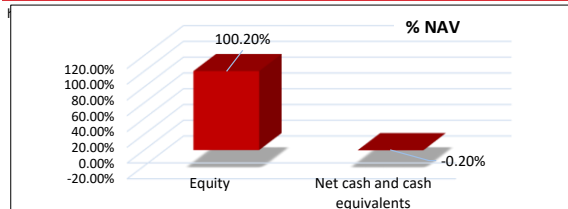
<https://doi.org/10.1111/j>

Total Return since inception % 8,92

\*\*WVP Benchmark Calculation : 30 % DOWJ / 70 % Stoxx Europe 50 - 2.5 % TER

Source of data: The Wall Street Journal

<http://quotes.wsj.com/index/DJIA/>



The fund is not listed on the stock exchange and can not be traded. Official information, purchase and sale of units are done direct through WVP Fund Management Tirana

For purchase of units of WVP Top Invest please follow these payment instructions:

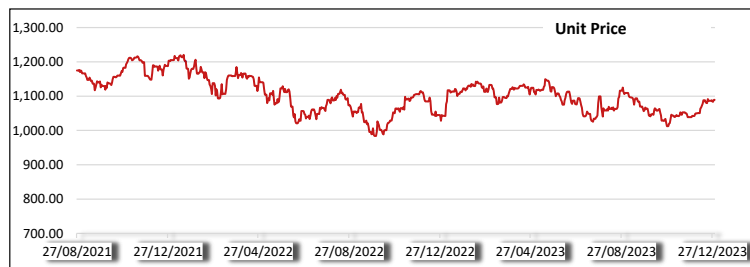
IBAN AL1821511031 ALL1000011282800

SWIFT FINVALTR

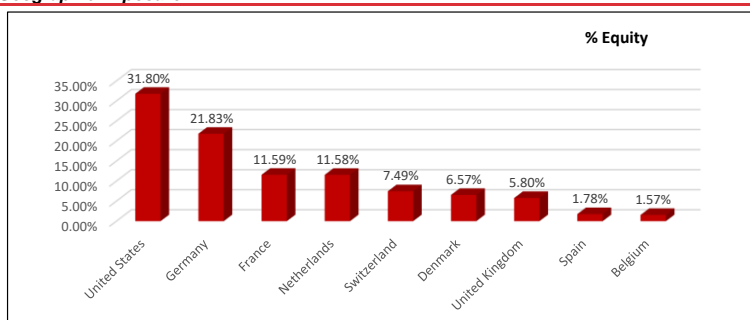
The Portfolio Structure Report of this Fund is issued on a quarterly basis and is published on the web-site of the Company. The returns published in the report have been actually accomplished in the past and should be taken as an indicator, i.e. are not a guarantee for future returns. Detailed information on the Funds can be obtained from the Prospectus and the Statute of the Fund, published on the web-site [www.wvpfunds.al](http://www.wvpfunds.al), by phone at +355 (4) 22 24 525 or at the following email address: [contact@wvpfunds.al](mailto:contact@wvpfunds.al)

### Top 10 Holdings

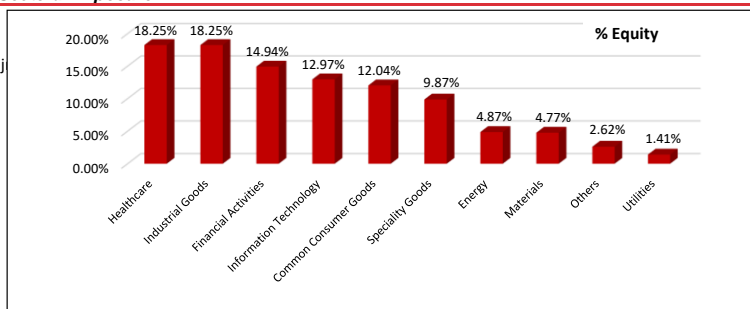
Novo Nordisk A/S	6.58%
ASML Holding NV	3.70%
LVMH Moët Hennessy Louis Vuitton SE	3.38%
Microsoft Corp	3.24%
Siemens AG	2.73%
Apple Inc	2.62%
Facebook Inc	2.34%
Nestle	2.32%
Unilever PLC	2.26%
Schneider Electric SE	2.19%
<b>Total</b>	<b>31.36%</b>



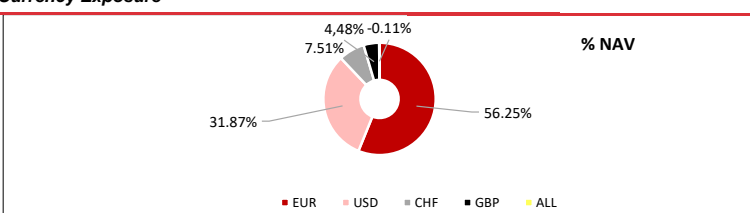
### Geographic Exposure



### Sectoral Exposure



### Currency Exposure



No.	Name Of The Company	ISIN	Currency	No. Of Shares	Price	Exchange Rate	Value in ALL	%NAV
1	Novo Nordisk A/S	DK0060534915	EUR	1,540	93.6600	103.880000	14,983,277.23	6.58
2	ASML Holding NV	NL0010273215	EUR	119	681.5000	103.880000	8,424,512.18	3.70
3	LVMH Moet Hennessy Louis Vuitton SE	FR0000121014	EUR	101	733.6000	103.880000	7,696,843.17	3.38
4	Microsoft Corp	US5949181045	USD	209	375.9100	93.940000	7,380,413.95	3.24
5	Siemens AG	DE0007236101	EUR	353	169.5800	103.880000	6,218,437.55	2.73
6	Apple Inc	US0378331005	USD	330	192.4900	93.940000	5,967,228.50	2.62
7	Facebook Inc	US30303M1027	USD	160	353.9500	93.940000	5,320,010.08	2.34
8	Nestle	CH0038863350	CHF	483	97.5000	112.100000	5,279,069.25	2.32
9	Unilever PLC	GB00B10RZP78	EUR	1,127	43.8550	103.880000	5,134,225.89	2.26
10	Schneider Electric SE	FR0000121972	EUR	265	181.4400	103.880000	4,994,716.61	2.19
11	Deutsche Telekom AG	DE0005557508	EUR	2,054	21.6850	103.880000	4,626,918.04	2.03
12	SAP SE	DE0007164600	EUR	313	139.5600	103.880000	4,537,715.25	1.99
13	Walmart Inc	US9311421039	USD	295	157.6400	93.940000	4,368,566.97	1.92
14	Airbus SE	NL0000235190	EUR	285	139.7000	103.880000	4,135,930.26	1.82
15	Mastercard Inc	US57636Q1040	USD	100	426.5200	93.940000	4,006,728.88	1.76
16	Novartis AG	CH0012005267	CHF	418	84.8300	112.100000	3,974,947.17	1.75
17	Zurich Insurance Group AG	CH0011075394	CHF	80	439.5000	112.100000	3,941,436.00	1.73
18	BOEING	US0970231058	USD	156	260.7800	93.940000	3,821,637.02	1.68
19	Procter & Gamble Co/The	US7427181091	USD	273	146.5600	93.940000	3,758,622.07	1.65
20	Merck KGaA	DE0006599905	EUR	250	143.9000	103.880000	3,737,083.00	1.64
21	Roche Holding AG	CH0012032048	CHF	136	244.4500	112.100000	3,726,786.92	1.64
22	Goldman Sachs Group Inc	US38141G1040	USD	102	385.6700	93.940000	3,695,443.66	1.62
23	Anheuser Busch Inbev NV	BE0974293251	EUR	590	58.4200	103.880000	3,580,515.06	1.57
24	EXXON MOBIL CORP	US30231G1022	USD	350	99.9800	93.940000	3,287,242.42	1.44
25	Deutsche Post AG	DE0005552004	EUR	690	44.8900	103.880000	3,217,589.51	1.41
26	Iberdrola SA	ES0144580Y14	EUR	2,474	11.8700	103.880000	3,050,679.55	1.34
27	HeidelbergCement AG	DE0006047004	EUR	360	80.9000	103.880000	3,025,401.12	1.33
28	Linde PLC	IE000S9YS762	EUR	79	368.6000	103.880000	3,024,923.27	1.33
29	JPMorgan Chase & Co.	US46625H1005	USD	187	170.2400	93.940000	2,990,568.63	1.31
30	SANOFI SA	FR0000120578	EUR	320	89.7100	103.880000	2,982,103.94	1.31
31	AXA SA	FR0000120628	EUR	965	29.4900	103.880000	2,956,201.46	1.30
32	Berkshire Hathaway Inc	US0846707026	USD	88	356.9300	93.940000	2,950,640.37	1.30
33	TOTAL SA	FR0000120271	EUR	455	61.6000	103.880000	2,911,648.64	1.28
34	Allianz SE	DE0008404005	EUR	115	242.0500	103.880000	2,891,577.71	1.27
35	Amazon.com Inc	US0231351067	USD	200	151.9400	93.940000	2,854,648.72	1.25
36	Intercontinental Exchange Inc	US45866F1049	USD	235	128.4200	93.940000	2,834,987.08	1.25
37	Salesforce.Com Inc	US79466L3024	USD	111	263.1700	93.940000	2,744,163.07	1.21
38	Diageo PLC	GB0002374006	GBP	800	28.5600	119.470000	2,729,650.56	1.20
39	Home Depot Inc	US4370761029	USD	83	346.5000	93.940000	2,701,667.43	1.19
40	AIR LIQUIDE SA	FR0000120073	EUR	142	176.0800	103.880000	2,597,349.04	1.14
41	Shell plc	GB00BP6MXXD84	EUR	820	29.8000	103.880000	2,538,411.68	1.12
42	Bayerische Motoren Werke AG	DE0005190003	EUR	235	100.8600	103.880000	2,462,174.15	1.08
43	Biogen Inc	US09062X1037	USD	100	258.7600	93.940000	2,430,791.44	1.07
44	British Petroleum PLC	GB0007980591	GBP	4,250	4.6615	119.470000	2,366,864.97	1.04
45	BNP Paribas SA	FR0000131104	EUR	345	62.5300	103.880000	2,240,987.66	0.98
46	Adidas AG	DE000A1EWWVW0	EUR	115	184.1000	103.880000	2,199,295.42	0.97
47	Bayer AG	DE000BAY0017	EUR	621	33.6400	103.880000	2,170,098.91	0.95
48	ING Groep NV	NL0011821202	EUR	1,530	13.5260	103.880000	2,149,773.75	0.94
49	Vinci SA	FR0000125486	EUR	175	113.7000	103.880000	2,066,952.30	0.91
50	Adyen NV	NL0012969182	EUR	17	1,166.6000	103.880000	2,060,168.94	0.91
51	GlaxoSmithKline plc	GB00BN7SWP63	GBP	1,176	14.5020	119.470000	2,037,483.43	0.90
52	Pfizer Inc	US7170811035	USD	735	28.7800	93.940000	1,987,141.00	0.87
53	Prosus NV	NL0013654783	EUR	699	26.9800	103.880000	1,959,075.00	0.86
54	Daimler AG	DE0007100000	EUR	300	62.5400	103.880000	1,948,996.56	0.86
55	Safran SA	FR0000073272	EUR	114	159.4400	103.880000	1,888,139.50	0.83
56	Visa Inc	US92826C8394	USD	75	260.5500	93.940000	1,835,705.03	0.81
57	Fresenius Medical Care AG & Co. KGaA	DE0005785802	EUR	452	37.8100	103.880000	1,775,321.67	0.78
58	Caterpillar Inc	US1491231015	USD	62	295.7400	93.940000	1,722,472.57	0.76
59	Lloyds Banking Group PLC	GB0008706128	GBP	27,850	0.4771	119.470000	1,587,259.60	0.70
60	Raytheon Technologies Corp	US75513E1010	USD	200	84.1400	93.940000	1,580,822.32	0.69
61	Volkswagen Ag	DE0007664039	EUR	135	111.7400	103.880000	1,567,019.41	0.69
62	Henkel AG & Co KGaA	DE0006048432	EUR	190	72.7200	103.880000	1,435,289.18	0.63
63	BASF SE	DE000BASF111	EUR	260	48.7550	103.880000	1,316,814.04	0.58
64	McDonald's Corp	US5801351017	USD	42	296.4100	93.940000	1,169,479.73	0.51
65	3M Co	US88579Y1010	USD	108	109.3000	93.940000	1,108,905.34	0.49
66	Carrier Global Corporation	US14448C1045	USD	200	57.4500	93.940000	1,079,370.60	0.47
67	Kering SA	FR0000121485	EUR	26	399.0000	103.880000	1,077,651.12	0.47
68	Fresenius SE & Co KGaA	DE0005785604	EUR	340	28.2400	103.880000	997,414.21	0.44
69	Telefonica SA	ES0178430E18	EUR	2,531	3.5330	103.880000	928,897.35	0.41
70	Rio Tinto PLC	GB0007188757	GBP	132	58.4200	119.470000	921,285.74	0.40
71	Otis Worldwide Corporation	US68902V1070	USD	100	89.5100	93.940000	840,856.94	0.37
72	HALEON PLC ORD	GB00BMX86B70	GBP	1,470	3.2165	119.470000	564,884.62	0.25
73	Daimler Truck Holding AG	DE000DTR0CK8	EUR	150	34.1100	103.880000	531,502.02	0.23
74	Sandoz Group AG	CH1243598427	CHF	53	27.0500	112.100000	160,712.17	0.07
75	Siemens Energy AG	DE000ENER6Y0	EUR	100	11.9500	103.880000	124,136.60	0.05
76	VIATRIS INC ORD REG	US92556V1061	USD	91	10.8500	93.940000	92,751.66	0.04
77	IBERDROLA SA-INTERIM	ES0144583236	EUR	31	11.8700	103.880000	38,224.72	0.02
78	Telefonica SA	ES0178430E18	EUR	81	3.5330	103.880000	29,727.65	0.01
79	Euroapi SAS	FR0014008VX5	EUR	13	5.72	103.880000	7724.5168	0.00
80	IBERDROLA SA-INTERIM	ES0144583285	EUR	1	11.87	103.880000	1233.0556	0.0005
81	Unilever PLC	NL0015001S78	EUR	1127	0.000	101.920000	0.000000	0.0000