

Goals of the Fund

The objective of the Fund's investment is to realize profits for the fund's quota holders, investing in principle in securities of large companies in developed world economies but in some cases also debt securities and bank deposits while maintaining a high level of liquidity. In this way, quota holders, in the longer term, will be able to participate in the growth of the world economy and realize profits from their investments. Through investing in the Fund, the clients will be able to achieve diversification of their capital and accomplish their personal financial goals, while having high liquidity of the investment. *

* Detailed information can be found in the Prospectus.

Information about the Fund

Name of the Fund	WVP Global
Inception Date	1/11/2021
Currency of the shares	EUR
Net value	3.276.271,62 EUR
Unit Price	153.7985
Fund Type	Accumulation
Custody Bank	First Investment Bank Albania
Subcustody Bank	First Investment Bank Bulgaria Clearstream
Benchmark	WVP Benchmark
Standard deviation	12,61%
Risk class	5

Fees

Fees paid by investor:

up to 14.999	5.0%
14.999-24.999	4.5%
25.000-49.999	4.0%
50.000-99.999	3.5%
100.000-249.999	3.0%
250.000-499.999	2.5%
500.000-999.999	2.0%
1.000.000-2.499.999	1.5%
over 2.500.000	1.0%

Exit fee not chargeable (0%)

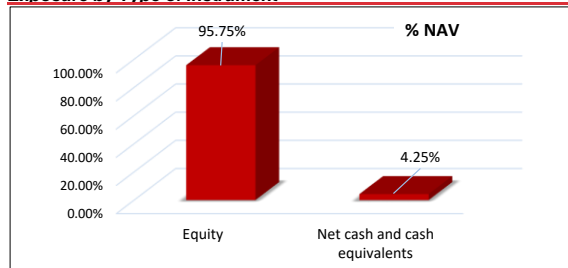
Fees paid by the Fund:

Management fee	2% annually
Custody bank fee	0,2% annually

Performance

WVP Global %	
1M	2,69
3M	0,58
6M	3,54
1 Year	18,27
YTD	15,08
Total Return since inception %	
	53,80

Exposure by Type of Instrument



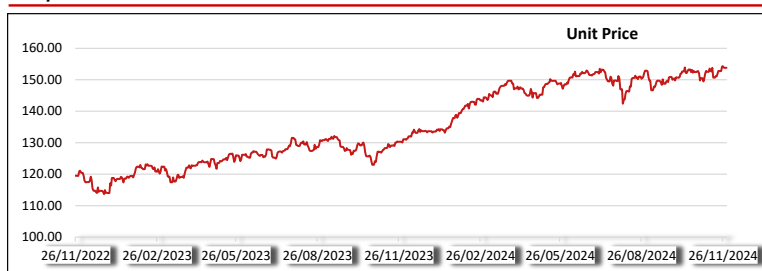
The fund is not listed on the stock exchange and can not be traded. Official information, purchase and sale of units are done direct through WVP Fund Management Tirana
For purchase of units of WVP Global please follow these payment instructions:
IBAN AL94 2151 1031 EUR1 0000 1490 8100
SWIFT FINVALTR

The Portfolio Structure Report of the Fund is issued on a quarterly basis and is published on the web-site of the Company. The returns published in the report have been actually accomplished in the past and should be taken as an indicator, i.e. are not a guarantee for future returns. Detailed information on the Funds can be obtained from the Prospectus and the Statute of the Fund, published on the web-site www.wvpfunds.al, by phone at +355 (4) 22 24 525 or at the following email address: contact@wvpfunds.al

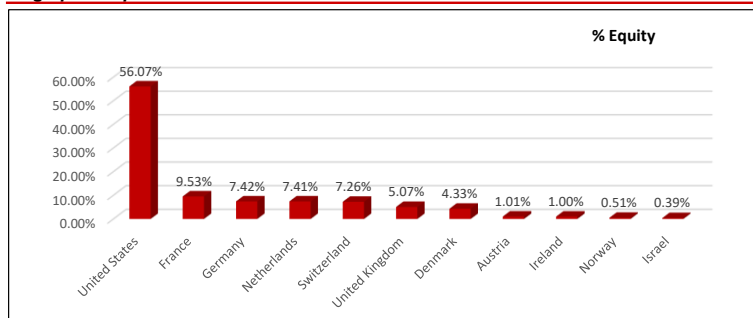
Top 10 Holdings

Novo Nordisk A/S	4.15%
Facebook Inc	3.62%
Microsoft Corp	3.51%
Philip Morris International Inc	3.20%
Berkshire Hathaway Inc	2.91%
Nvidia Corp	2.82%
Partners Group Holding AG	2.72%
Alphabet Inc	2.65%
Allianz SE	2.64%
Roche Holding AG	2.61%
30.83%	

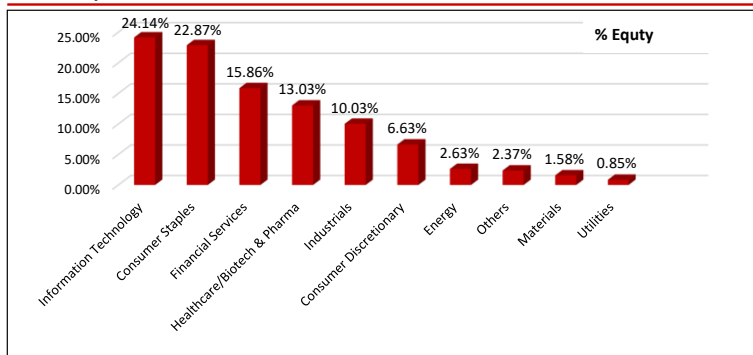
Unit price



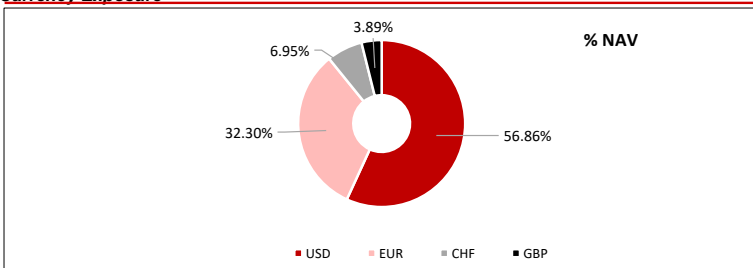
Geographic Exposure



Sectoral Exposure



Currency Exposure



No.	Name Of The Company	ISIN	Currency	No. Of Share	Price	Exchange Rate	Value in EUR	%NAV
1	Novo Nordisk A/S	DK0060534915	EUR	1,362	99.71	1.000	135,805.02	4.15
2	Facebook Inc	US30303M1027	USD	219	569.24	0.950	118,452.56	3.62
3	Microsoft Corp	US5949181045	USD	286	422.84	0.950	114,907.15	3.51
4	Philip Morris International Inc	US7181721090	USD	838	131.85	0.950	104,985.45	3.20
5	Berkshire Hathaway Inc	US0846707026	USD	208	483.01	0.950	95,460.65	2.91
6	Nvidia Corp	US67066G1040	USD	717	135.39	0.950	92,238.17	2.82
7	Partners Group Holding AG	CH0024608827	CHF	66	1,253.50	1.077	89,132.45	2.72
8	Alphabet Inc	US02079K3059	USD	540	169.28	0.950	86,856.91	2.65
9	Allianz SE	DE0008404005	EUR	300	287.90	1.000	86,370.00	2.64
10	Roche Holding AG	CH0012032048	CHF	315	252.40	1.077	85,657.91	2.61
11	Unilever PLC	GB00B10RZP78	EUR	1,429	56.70	1.000	81,024.30	2.47
12	Lockheed Martin Corporation	US5398301094	USD	158	525.68	0.950	78,919.35	2.41
13	Apple Inc	US0378331005	USD	347	234.97	0.950	77,472.37	2.36
14	Abbvie Inc	US00287Y1091	USD	419	183.08	0.950	72,888.64	2.22
15	Lam Research Corp	US5128073062	USD	1,040	71.57	0.950	70,724.40	2.16
16	Johnson & Johnson	US4781601046	USD	467	155.40	0.950	68,956.12	2.10
17	Williams-Sonoma Inc	US9699041011	USD	405	171.46	0.950	65,981.59	2.01
18	Thales SA	FR0000121329	EUR	456	139.95	1.000	63,817.20	1.95
19	Fortinet Inc	US34959E1091	USD	661	94.05	0.950	59,069.76	1.80
20	Applied Materials Inc	US0382221051	USD	356	171.30	0.950	57,944.51	1.77
21	Adidas AG	DE000A1EWWW0	EUR	260	219.80	1.000	57,148.00	1.74
22	Adobe Systems Inc	US00724F1012	USD	117	513.51	0.950	57,087.33	1.74
23	Cisco Systems Inc	US17275R1023	USD	987	59.31	0.950	55,622.44	1.70
24	PepsiCo Inc	US7134481081	USD	359	162.70	0.950	55,499.23	1.69
25	Danone SA	FR0000120644	EUR	838	64.52	1.000	54,067.76	1.65
26	IG Group Holdings PLC	GB00B06QFB75	GBP	4,700	9.48	1.198	53,366.55	1.63
27	Amazon.com Inc	US0231351067	USD	260	205.75	0.950	50,829.77	1.55
28	Mastercard Inc	US57636Q1040	USD	98	532.13	0.950	49,550.58	1.51
29	Visa Inc	US92826C8394	USD	164	314.61	0.950	49,025.42	1.50
30	ING Groep NV	NL0011821202	EUR	3,120	14.47	1.000	45,133.92	1.38
31	Altria Group Inc	US02209S1033	USD	820	57.62	0.950	44,894.39	1.37
32	Publicis Groupe SA	FR0000130577	EUR	437	101.40	1.000	44,311.80	1.35
33	Vertex Pharmaceuticals Inc	US92532F1003	USD	99	464.58	0.950	43,701.93	1.33
34	LVMH Moët Hennessy Louis Vuitton SE	FR0000121014	EUR	74	590.10	1.000	43,667.40	1.33
35	Coca-Cola European Partners PLC	GB00BDCPN049	USD	592	77.63	0.950	43,667.29	1.33
36	ASML Holding NV	NL0010273215	EUR	69	627.70	1.000	43,311.30	1.32
37	Bristol-Myers Squibb Co	US1101221083	USD	755	59.25	0.950	42,505.02	1.30
38	Covestro AG	DE0006062144	EUR	737	57.40	1.000	42,303.80	1.29
39	SAP SE	DE0007164600	EUR	185	220.05	1.000	40,709.25	1.24
40	British American Tobacco PLC	GB0002875804	GBP	981	30.09	1.198	35,373.93	1.08
41	TOTAL SA	FR0000120271	EUR	645	54.09	1.000	34,888.05	1.06
42	AUTOZONE INC	US0533321024	USD	11	3,188.54	0.950	33,326.48	1.02
43	OMV AG	AT0000743059	EUR	841	37.78	1.000	31,772.98	0.97
44	Accenture plc	IE00B4BNMY34	USD	91	362.04	0.950	31,304.22	0.96
45	Walt Disney Co	US2546871060	USD	268	117.58	0.950	29,941.48	0.91
46	UBS Group AG	CH0244767585	CHF	991	27.66	1.077	29,532.04	0.90
47	L'Oreal SA	FR0000120321	EUR	83	332.85	1.000	27,626.55	0.84
48	Stellantis NV	NL00150001Q9	EUR	2,254	12.14	1.000	27,363.56	0.84
49	Rubis SCA	FR0013269123	EUR	1,174	22.66	1.000	26,602.84	0.81
50	Home Depot Inc	US4370761029	USD	62	427.26	0.950	25,170.33	0.77
51	Best Buy Co Inc	US0865161014	USD	298	88.12	0.950	24,951.44	0.76
52	Adyen NV	NL0012969182	EUR	17	1,384.40	1.000	23,534.80	0.72
53	Nestle	CH0038863350	CHF	286	76.34	1.077	23,522.62	0.72
54	Albemarle Corporation	US0126531013	USD	215	108.01	0.950	22,065.17	0.67
55	Imperial Brands PLC	GB0004544929	GBP	610	26.33	1.198	19,247.43	0.58748
56	Equinor ASA	US29446M1027	USD	690	24.36	0.950	15,970.97	0.48747
57	INMODE LTD	IL0011595993	USD	665	19.47	0.950	12,302.48	0.3755
58	Unilever PLC	GB00B10RZP78	GBP	215	47.16	1.198	12,150.78	0.37087
59	Biogen Inc	US09062X1037	USD	65	159.79	0.950	9,868.88	0.30122
60	Rio Tinto PLC	GB0007188757	GBP	125	49.155	1.198	7,363.25	0.22474
61	Bayer AG	DE000BAY0017	EUR	324	19.122	1.000	6,195.53	0.1891
62	Kering SA	FR0000121485	EUR	18	221.75	1.000	3,991.50	0.12183