

Goals of the Fund

The objective of the Fund's investment is to realize profits for the fund's quota holders, investing in principle in securities of large companies in developed world economies but in some cases also debt securities and bank deposits while maintaining a high level of liquidity. In this way, quota holders, in the longer term, will be able to participate in the growth of the world economy and realize profits from their investments. Through investing in the Fund, the clients will be able to achieve diversification of their capital and accomplish their personal financial goals, while having high liquidity of the investment. *

* Detailed information can be found in the Prospectus.

Information about the Fund

Name of the Fund	WVP Global
Inception Date	1/11/2021
Currency of the shares	EUR
Net value	2.807.098,96 EUR
Unit Price	152.9107
Fund Type	Accumulation
Custody Bank	First Investment Bank Albania
Subcustody Bank	First Investment Bank Bulgaria Clearstream
Benchmark	WVP Benchmark
Standard deviation	12,73%
Risk class	5

Fees

Fees paid by investor:

up to 14.999	5.0%
14.999-24.999	4.5%
25.000-49.999	4.0%
50.000-99.999	3.5%
100.000-249.999	3.0%
250.000-499.999	2.5%
500.000-999.999	2.0%
1.000.000-2.499.999	1.5%
over 2.500.000	1.0%

Exit fee not chargeable (0%)

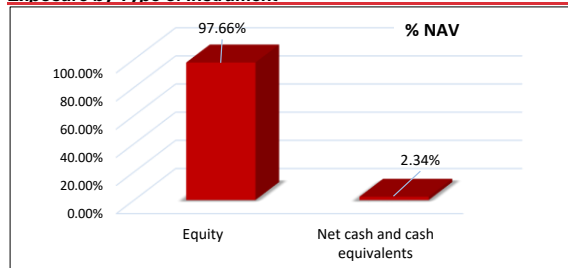
Fees paid by the Fund:

Management fee	2% annually
Custody bank fee	0,2% annually

Performance

WVP Global %	
1M	1,13
3M	2,94
6M	6,89
1 Year	17,16
YTD	14,41
Total Return since inception %	
	52,91

Exposure by Type of Instrument



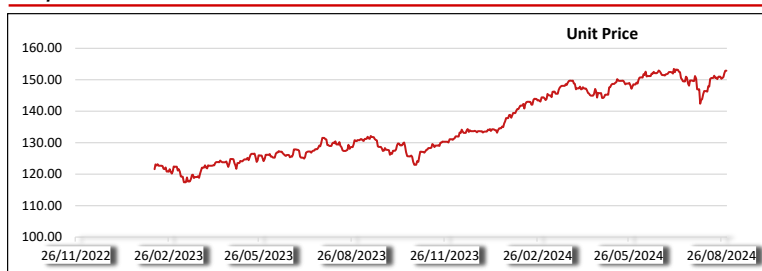
The fund is not listed on the stock exchange and can not be traded. Official information, purchase and sale of units are done direct through WVP Fund Management Tirana
For purchase of units of WVP Global please follow these payment instructions:
IBAN AL94 2151 1031 EUR1 0000 1490 8100
SWIFT FINVALTR

The Portfolio Structure Report of the Fund is issued on a quarterly basis and is published on the web-site of the Company. The returns published in the report have been actually accomplished in the past and should be taken as an indicator, i.e. are not a guarantee for future returns. Detailed information on the Funds can be obtained from the Prospectus and the Statute of the Fund, published on the web-site www.wvpfunds.al, by phone at +355 (4) 22 24 525 or at the following email address: contact@wvpfunds.al

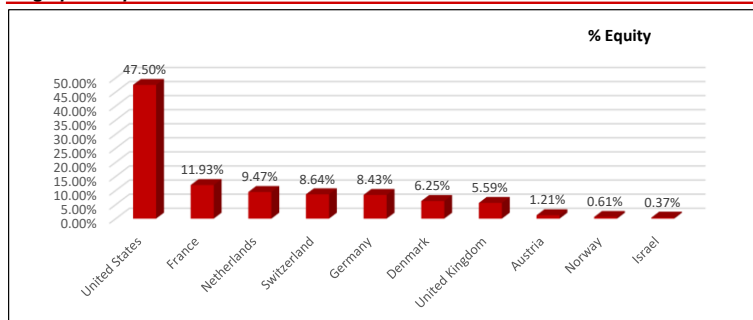
Top 10 Holdings

Novo Nordisk A/S	6.10%
Facebook Inc	3.67%
Roche Holding AG	3.43%
Philip Morris International Inc	3.32%
Berkshire Hathaway Inc	3.18%
Partners Group Holding AG	3.05%
Allianz SE	3.00%
Unilever PLC/Alphabet Inc	2.96%
Alphabet Inc	2.83%
Nvidia Corp	2.75%
34.29%	

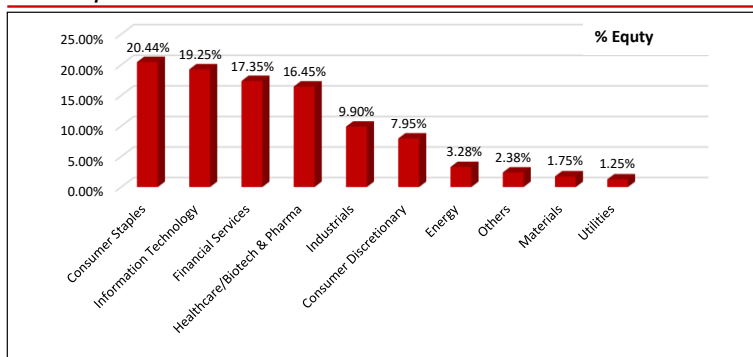
Unit price



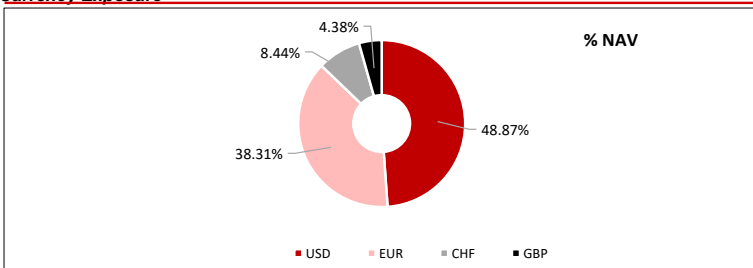
Geographic Exposure



Sectoral Exposure



Currency Exposure



No.	Name Of The Company	ISIN	Currency	No. Of Share	Price	Exchange Rate	Value in EUR	%NAV
1	Novo Nordisk A/S	DK0060534915	EUR	1,362	125.80	1.000	171,339.60	6.10
2	Facebook Inc	US30303M1027	USD	219	521.17	0.902	102,991.77	3.67
3	Roche Holding AG	CH0012032048	CHF	315	287.10	1.064	96,181.24	3.43
4	Philip Morris International Inc	US7181721090	USD	838	123.28	0.902	93,221.40	3.32
5	Berkshire Hathaway Inc	US0846707026	USD	208	475.70	0.902	89,284.38	3.18
6	Partners Group Holding AG	CH0024608827	CHF	66	1,221.00	1.064	85,705.01	3.05
7	Allianz SE	DE0008404005	EUR	300	280.60	1.000	84,180.00	3.00
8	Unilever PLC	GB00B10RZP78	EUR	1,429	58.24	1.000	83,224.96	2.96
9	Alphabet Inc	US02079K3059	USD	540	163.29	0.902	79,566.88	2.83
10	Nvidia Corp	US67066G1040	USD	717	119.36	0.902	77,224.83	2.75
11	Lam Research Corp	US5128071082	USD	104	820.82	0.902	77,030.07	2.74
12	Abbvie Inc	US00287Y1091	USD	419	196.25	0.902	74,199.79	2.64
13	Apple Inc	US0378331005	USD	347	228.86	0.902	71,660.26	2.55
14	Thales SA	FR0000121329	EUR	456	151.85	1.000	69,243.60	2.47
15	Adidas AG	DE000A1EWWW0	EUR	260	232.50	1.000	60,450.00	2.15
16	Microsoft Corp	US5949181045	USD	158	416.84	0.902	59,429.96	2.12
17	ASML Holding NV	NL0010273215	EUR	69	811.80	1.000	56,014.20	2.00
18	PepsiCo Inc	US7134481081	USD	359	172.81	0.902	55,981.21	1.99
19	IG Group Holdings PLC	GB00B06QFB75	GBP	4,700	9.72	1.190	54,316.06	1.93
20	Danone SA	FR0000120644	EUR	838	62.80	1.000	52,626.40	1.87
21	ING Groep NV	NL0011821202	EUR	3,120	16.37	1.000	51,074.40	1.82
22	LVMH Moet Hennessy Louis Vuitton SE	FR0000121014	EUR	74	674.30	1.000	49,898.20	1.78
23	Cisco Systems Inc	US17275R1023	USD	987	50.52	0.902	44,994.51	1.60
24	Vertex Pharmaceuticals Inc	US92532F1003	USD	99	495.51	0.902	44,265.63	1.58
25	Publicis Groupe SA	FR0000130577	EUR	437	99.40	1.000	43,437.80	1.55
26	Coca-Cola European Partners PLC	GB00BDCPN049	USD	592	80.47	0.902	42,986.76	1.53
27	Mastercard Inc	US57636Q1040	USD	98	483.12	0.902	42,722.84	1.52
28	Amazon.com Inc	US0231351067	USD	260	178.48	0.902	41,873.75	1.49
29	Covestro AG	DE0006062144	EUR	737	55.50	1.000	40,903.50	1.46
30	Visa Inc	US92826C8394	USD	164	276.19	0.902	40,872.46	1.46
31	TOTAL SA	FR0000120271	EUR	645	62.19	1.000	40,112.55	1.43
32	Altria Group Inc	US02209S1033	USD	820	53.74	0.902	39,764.04	1.42
33	Applied Materials Inc	US0382221051	USD	215	197.10	0.902	38,238.78	1.36
34	SAP SE	DE0007164600	EUR	185	197.70	1.000	36,574.50	1.30
35	Rubis SCA	FR0013269123	EUR	1,174	29.12	1.000	34,186.88	1.22
36	Stellantis NV	NL00150001Q9	EUR	2,254	15.14	1.000	34,117.45	1.22
37	Bristol-Myers Squibb Co	US1101221083	USD	755	49.94	0.902	34,023.15	1.21
38	British American Tobacco PLC	GB0002875804	GBP	981	28.36	1.190	33,095.04	1.18
39	OMV AG	AT0000743059	EUR	841	39.32	1.000	33,068.12	1.18
40	L'Oreal SA	FR0000120321	EUR	83	396.60	1.000	32,917.80	1.17
41	Adobe Systems Inc	US00724F1012	USD	63	574.11	0.902	32,637.33	1.16
42	AUTOZONE INC	US0533321024	USD	11	3,174.83	0.902	31,513.17	1.12
43	Lockheed Martin Corporation	US5398301094	USD	60	567.98	0.902	30,751.29	1.10
44	Nestle	CH0038863350	CHF	286	91.02	1.064	27,685.32	0.99
45	UBS Group AG	CH0244767585	CHF	291	25.97	1.064	27,371.10	0.98
46	Best Buy Co Inc	US0865161014	USD	298	100.39	0.902	26,995.15	0.96
47	Adyen NV	NL0012969182	EUR	17	1,328.60	1.000	22,586.20	0.80
48	Walt Disney Co	US2546871060	USD	268	90.33	0.902	21,844.69	0.78
49	Home Depot Inc	US4370761029	USD	62	368.42	0.902	20,611.70	0.73
50	Johnson & Johnson	US4781601046	USD	123	165.79	0.902	18,401.04	0.66
51	Equinor ASA	US29446M1027	USD	690	26.89	0.902	16,742.45	0.60
52	Imperial Brands PLC	GB0004544929	GBP	610	21.80	1.190	15,818.82	0.56
53	Unilever PLC	GB00B10RZP78	GBP	215	49.00	1.190	12,532.05	0.45
54	Biogen Inc	US09062X1037	USD	65	204.61	0.902	12,001.05	0.43
55	INMODE LTD	IL0011595993	USD	665	16.69	0.902	10,015.14	0.35678
56	Bayer AG	DE000BAY0017	EUR	324	27.885	1.000	9,034.74	0.32185
56	Rio Tinto PLC	GB0007188757	GBP	125	47.695	1.190	7,092.03	0.25265
56	Kering SA	FR0000121485	EUR	18	258.95	1.000	4,661.10	0.16605