

Goals of the Fund

The Fund is created having in mind the clients who wish to harvest an attractive return by using the global growth of world economy, especially in the most developed economies of the world, such as the USA, Germany and Switzerland. Our goal is to build in our portfolio with the shares of the companies in Stoxx Euro 50 and DOWJ indexes. The return will be effectuated through investing the Fund's assets into shares of large companies that create global demand and are the main driving forces of economic development. Through investing in the Fund, the clients will be able to achieve diversification of their capital and accomplish their personal financial goals, while having high liquidity of the investment. *

* Detailed information can be found in the Prospectus.

Information about the Fund

Name of the Fund	WVP Top Invest
Inception Date	3/29/2018
Currency of the shares	LEK
Net value	237.530.412,14 ALL
Unit Price	1.168,5206
Fund Type	Accumulation
Custody Bank	First Investment Bank Albania
Subcustody Bank	First Investment Bank Bulgaria Clearstream
Benchmark	WVP Benchmark
Standard deviation	15,55%
Risk class	6

Fees

Fees paid by investor:

up to 2.035.000	5.0%
2.035.001 - 3.400.000	4.5%
3.400.001 - 6.800.000	4.0%
6.800.001 - 13.600.000	3.5%
13.600.001 - 34.000.000	3.0%
34.000.001 - 68.000.000	2.5%
68.000.001 - 136.000.000	2.0%
136.000.001 - 340.000.000	1.5%
over 340.000.000	1.0%

Exit fee not chargeable (0%)

Fees paid by the Fund:

Management fee	2% annually
Custody bank fee	0,2% annually

Performance

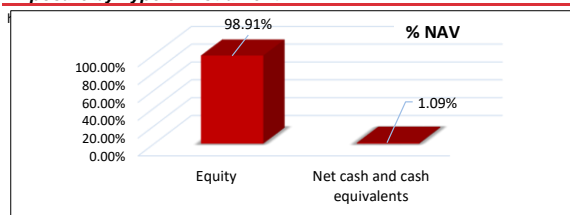
	WVP Top Invest %	WVP Benchmark ** %
1M	0,40	-1,65
3M	-2,03	-1,38
6M	7,29	9,00
1 Year	6,80	13,10
YTD	7,29	9,00

Total Return since inception % 16,85

**WVP Benchmark Calculation : 30 % DOWJ / 70 % Stoxx Europe 50 - 2.5 % TER

Source of data <http://quotes.wsj.com/index/DJIA/>

Exposure by Type of Instrument



The fund is not listed on the stock exchange and can not be traded. Official information, purchase and sale of units are done direct through WVP Fund Management Tirana

For purchase of units of WVP Top Invest please follow these payment instructions:

IBAN AL1821511031ALL1000011282800

The Portfolio Structure Report of the Fund is issued on a quarterly basis and is published on the web-site of the Company. The returns published in the report have been actually accomplished in the past and should be taken as an indicator, i.e. are not a guarantee for future returns. Detailed information on the Funds can be obtained from the Prospectus and the Statute of the Fund, published on the web-site www.wvpfunds.al, by phone at +355 (4) 22 24 525 or at the following email address: contact@wvpfunds.al

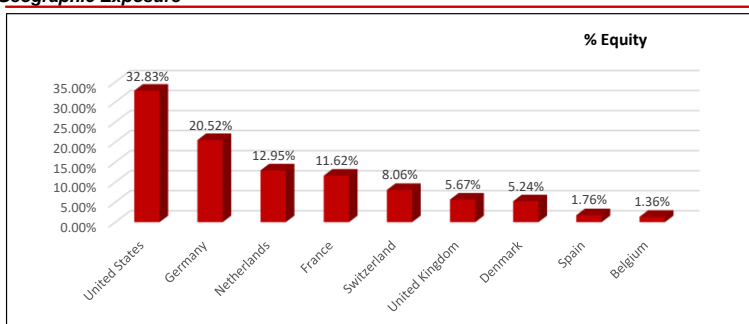
Top 10 Holdings

Novo Nordisk A/S	5.18%
ASML Holding NV	4.84%
Microsoft Corp	3.68%
LVMH Moet Hennessy Louis Vuitton SE	3.04%
Apple Inc	2.74%
Siemens AG	2.60%
SAP SE	2.51%
Schneider Electric SE	2.51%
Facebook Inc	2.50%
Unilever PLC	2.44%
Total	32.04%

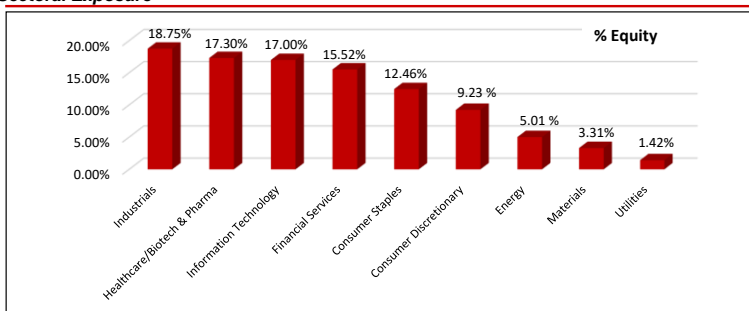
Unit price



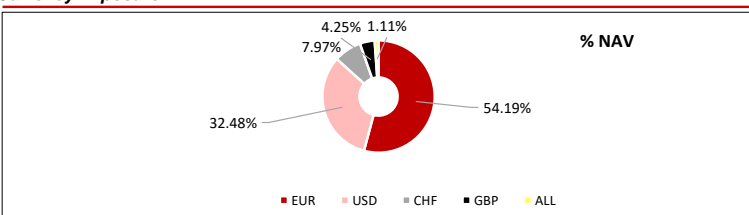
Geographic Exposure



Sectoral Exposure



Currency Exposure



No.	Name Of The Company	ISIN	Currency	No. Of Shares	Price	Exchange Rate	Value in ALL	%NAV
1	Novo Nordisk A/S	DK0060534915	EUR	910	134.87	100.31	12,311,216.83	5.18
2	ASML Holding NV	NL0010273215	EUR	119	964.00	100.31	11,507,161.96	4.84
3	Microsoft Corp	US5949181045	USD	209	446.77	93.70	8,749,230.94	3.68
4	LVMH Moet Hennessy Louis Vuitton SE	FR0000121014	EUR	101	713.50	100.31	7,228,689.69	3.04
5	Apple Inc	US0378331005	USD	330	210.33	93.70	6,503,613.93	2.74
6	Siemens AG	DE0007236101	EUR	353	174.12	100.31	6,165,489.95	2.60
7	Schneider Electric SE	FR0000121972	EUR	265	224.30	100.31	5,962,376.25	2.51
8	SAP SE	DE0007164600	EUR	313	189.82	100.31	5,959,784.23	2.51
9	Facebook Inc	US30303M1027	USD	126	503.89	93.70	5,949,026.12	2.50
10	Unilever PLC	GB00B10RZP78	EUR	1,127	51.28	100.31	5,797,171.69	2.44
11	Novartis AG	CH0012005267	CHF	537	96.12	104.23	5,379,981.54	2.26
12	Deutsche Telekom AG	DE0005557508	EUR	2,054	23.48	100.31	4,837,742.66	2.04
13	Roche Holding AG	CH0012032048	CHF	183	249.50	104.23	4,758,985.46	2.00
14	Nestle	CH0038863350	CHF	483	91.70	104.23	4,616,461.35	1.94
15	Goldman Sachs Group Inc	US38141G1040	USD	102	452.04	93.70	4,320,327.10	1.82
16	Procter & Gamble Co/The	US7427181091	USD	273	164.89	93.70	4,217,902.69	1.78
17	Mastercard Inc	US57636Q1040	USD	100	441.01	93.70	4,132,263.70	1.74
18	Zurich Insurance Group AG	CH0011075394	CHF	80	479.10	104.23	3,994,927.44	1.68
19	Merck KGaA	DE0006599905	EUR	250	154.90	100.31	3,884,504.75	1.64
20	Walmart Inc	US9311421039	USD	603	67.70	93.70	3,825,124.47	1.61
21	EXXON MOBIL CORP	US30231G1022	USD	350	115.09	93.70	3,774,376.55	1.59
22	Airbus SE	NL0000235190	EUR	285	128.26	100.31	3,666,741.77	1.54
23	Amazon.com Inc	US0231351067	USD	200	193.34	93.70	3,623,191.60	1.53
24	JPMorgan Chase & Co.	US46625H1005	USD	187	202.38	93.70	3,546,082.12	1.49
25	Berkshire Hathaway Inc	US0846707026	USD	88	406.98	93.70	3,355,794.29	1.41
26	Linde PLC	IE00059YS762	EUR	79	410.40	100.31	3,252,210.70	1.37
27	Anheuser Busch Inbev NV	BE0974293251	EUR	590	54.10	100.31	3,201,794.89	1.35
28	Iberdrola SA	ES0144580Y14	EUR	2,517	12.12	100.31	3,058,798.47	1.29
29	Intercontinental Exchange Inc	US45866F1049	USD	235	136.77	93.70	3,011,607.02	1.27
30	Allianz SE	DE0008404005	EUR	115	258.90	100.31	2,986,579.79	1.26
31	AXA SA	FR0000120628	EUR	965	30.50	100.31	2,952,374.08	1.24
32	SANOFI SA	FR0000120578	EUR	320	89.94	100.31	2,887,002.05	1.22
33	TOTAL SA	FR0000120271	EUR	455	62.33	100.31	2,844,806.65	1.20
34	Shell plc	GB00BP6MXD84	EUR	820	33.60	100.31	2,763,329.85	1.16
35	Home Depot Inc	US4370761029	USD	83	344.33	93.70	2,677,888.84	1.13
36	Salesforce.Com Inc	US79466L3024	USD	111	257.09	93.70	2,673,915.96	1.13
37	BOEING	US0970231058	USD	156	182.05	93.70	2,661,061.26	1.12
38	Deutsche Post AG	DE0005552004	EUR	690	37.83	100.31	2,618,361.84	1.10
39	Adidas AG	DE000A1EWWW0	EUR	115	222.90	100.31	2,571,296.39	1.08
40	AIR LIQUIDE SA	FR0000120073	EUR	156	161.28	100.31	2,523,767.50	1.06
41	ING Groep NV	NL0011821202	EUR	1,530	15.96	100.31	2,449,756.78	1.03
42	British Petroleum PLC	GB0007980591	GBP	4,250	4.75	118.47	2,392,620.12	1.01
43	Diageo PLC	GB0002374006	GBP	800	24.89	118.47	2,358,974.64	0.99
44	Prosus NV	NL0013654783	EUR	699	33.26	100.31	2,332,081.11	0.98
45	Safran SA	FR0000073272	EUR	114	197.35	100.31	2,256,764.35	0.95
46	Biogen Inc	US09062X1037	USD	100	232.06	93.70	2,174,402.20	0.92
47	GlaxoSmithKline plc	GB00BN7SWP63	GBP	1,176	15.30	118.47	2,130,910.41	0.90
48	Bayerische Motoren Werke AG	DE0005190003	EUR	235	88.36	100.31	2,082,897.03	0.88
49	BNP Paribas SA	FR0000131104	EUR	345	59.53	100.31	2,060,151.73	0.87
50	Daimler AG	DE0007100000	EUR	300	64.43	100.31	1,938,891.99	0.82
51	Caterpillar Inc	US1491231015	USD	62	333.21	93.70	1,935,750.17	0.81
52	HERMES INTERNATIONAL	FR0000052292	EUR	9	2,140.00	100.31	1,931,970.60	0.81
53	Pfizer Inc	US7170811035	USD	735	27.98	93.70	1,926,968.61	0.81
54	Adyen NV	NL0012969182	EUR	17	1,113.20	100.31	1,898,306.56	0.80
55	Raytheon Technologies Corp	US75513E1010	USD	200	100.44	93.70	1,882,245.60	0.79
56	Visa Inc	US92826C8394	USD	75	262.31	93.70	1,843,383.53	0.78
57	Lloyds Banking Group PLC	GB0008706128	GBP	27,850	0.55	118.47	1,806,085.81	0.76
58	Vinci SA	FR0000125486	EUR	175	98.38	100.31	1,726,987.12	0.73
59	Bayer AG	DE000BAY0017	EUR	621	26.42	100.31	1,645,456.65	0.69
60	Fresenius Medical Care AG & Co. KGaA	DE0005785802	EUR	452	35.85	100.31	1,625,443.30	0.68
61	Henkel AG & Co KGaA	DE0006048432	EUR	190	82.64	100.31	1,575,027.50	0.66
62	Volkswagen Ag	DE0007664039	EUR	135	105.30	100.31	1,425,956.81	0.60
63	Carrier Global Corporation	US14448C1045	USD	200	63.08	93.70	1,182,119.20	0.50
64	BASF SE	DE000BASF111	EUR	260	45.19	100.31	1,178,451.91	0.50
65	3M Co	US88579Y1010	USD	108	102.21	93.70	1,034,324.32	0.44
66	Telefonica SA	ES0178430E18	EUR	2,531	3.96	100.31	1,005,383.06	0.42
67	McDonald's Corp	US5801351017	USD	42	254.77	93.70	1,002,621.86	0.42
68	Fresenius SE & Co KGaA	DE0005785604	EUR	340	27.91	100.31	951,881.71	0.40
69	Otis Worldwide Corporation	US68902V1070	USD	100	96.27	93.70	902,049.90	0.38
70	Kering SA	FR0000121485	EUR	26	337.30	100.31	879,698.64	0.37
71	Rio Tinto PLC	GB0007188757	GBP	132	52.00	118.47	813,178.08	0.34
72	HALEON PLC ORD	GB00BMX86B70	GBP	1,470	3.23	118.47	561,810.80	0.24
73	Daimler Truck Holding AG	DE000DTR0CK8	EUR	150	37.00	100.31	556,720.50	0.23
74	Siemens Energy AG	DE000ENER6Y0	EUR	100	24.29	100.31	243,652.99	0.10
75	Sandoz Group AG	CH1243598427	CHF	53	32.54	104.23	179,757.14	0.08
76	Solventum Corporation	US83444M1018	USD	27	52.89	93.70	133,806.41	0.06
77	VIATRIS INC ORD REG	US92556V1061	USD	91	10.63	93.70	90,638.82	0.04
78	IBERDROLA SA-INTERIM	ES0144583236	EUR	31	12.12	100.31	37,672.93	0.02
79	Telefonica SA	ES0178430E18	EUR	81	3.96	100.31	32,175.44	0.01
80	Euroapi SAS	FR0014008VX5	EUR	13	2.55	100.31	3,322.67	0.00
81	IBERDROLA SA-INTERIM	ES0144583285	EUR	1	12.12	100.31	1,215.26	0.00