

Goals of the Fund

The Fund is created having in mind the clients who wish to harvest an attractive return by using the global growth of world economy, especially in the most developed economies of the world, such as the USA, Germany and Switzerland. Our goal is to build in our portfolio with the shares of the companies in Stoxx Euro 50 and DOWJ indexes. The return will be effectuated through investing the Fund's assets into shares of large companies that create global demand and are the main driving forces of economic development. Through investing in the Fund, the clients will be able to achieve diversification of their capital and accomplish their personal financial goals, while having high liquidity of the investment. *

* Detailed information can be found in the Prospectus.

Information about the Fund

Name of the Fund	WVP Top Invest
Inception Date	3/29/2018
Currency of the shares	LEK
Net value	232.855.721,16 ALL
Unit Price	1.157,8905
Fund Type	Accumulation
Custody Bank	First Investment Bank Albania
Subcustody Bank	First Investment Bank Bulgaria Clearstream
Benchmark	WVP Benchmark
Standard deviation	15,36%
Risk class	6

Fees

Fees paid by investor:

up to 2.035.000	5.0%
2.035.001 - 3.400.000	4.5%
3.400.001 - 6.800.000	4.0%
6.800.001 - 13.600.000	3.5%
13.600.001 - 34.000.000	3.0%
34.000.001 - 68.000.000	2.5%
68.000.001 - 136.000.000	2.0%
136.000.001 - 340.000.000	1.5%
over 340.000.000	1.0%

Exit fee not chargeable (0%)

Fees paid by the Fund:

Management fee	2% annually
Custody bank fee	0,2% annually

Performance

	WVP Top Invest %	WVP Benchmark ** %
1M	2,03	0,87
3M	-1,92	-2,31
6M	-0,51	0,34
1 Year	11,03	12,01
YTD	6,31	8,70

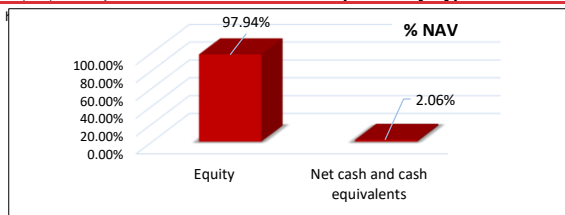
Total Return since inception % 15,79

**WVP Benchmark Calculation : 30 % DOWJ / 70 % Stoxx Europe 50 - 2.5 % TER

Source of data: The Wall Street Journal

<http://quotes.wsj.com/index/DJIA/>

Exposure by Type of Instrument



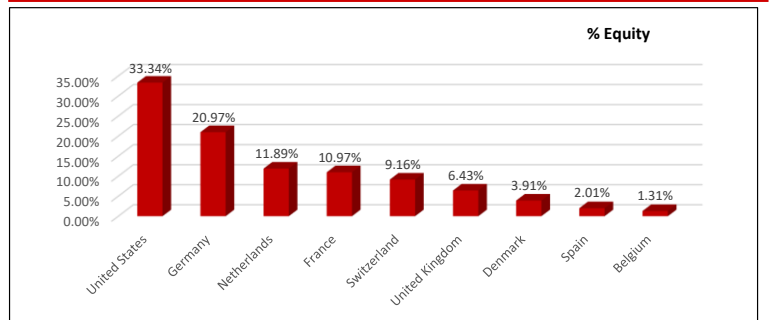
Top 10 Holdings

Novo Nordisk A/S	3.83%
Microsoft Corp	3.55%
ASML Holding NV	3.15%
Apple Inc	3.11%
SAP SE	2.91%
Unilever PLC	2.70%
Siemens AG	2.67%
Schneider Electric SE	2.66%
Deutsche Telekom AG	2.60%
LVMH Moet Hennessy Louis Vuitton SE	2.52%
Total	29.70%

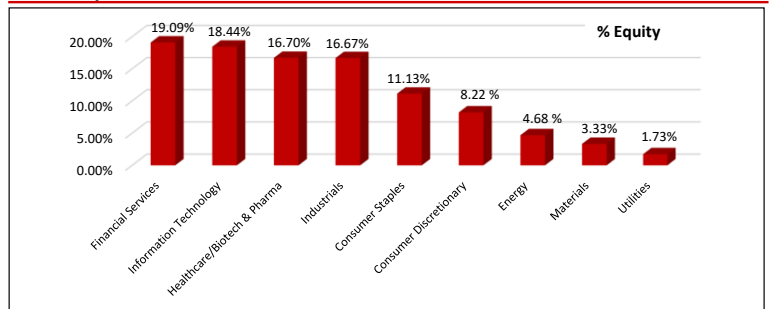
Unit price



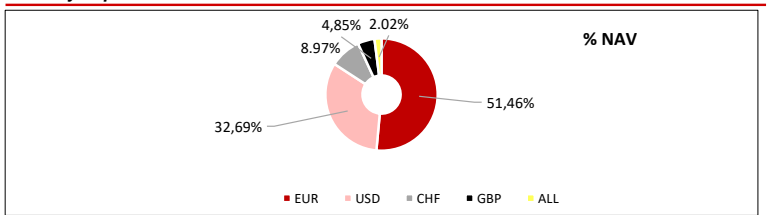
Geographic Exposure



Sectoral Exposure



Currency Exposure



The fund is not listed on the stock exchange and can not be traded. Official information, purchase and sale of units are done direct through WVP Fund Management Tirana

For purchase of units of WVP Top Invest please follow these payment instructions:

IBAN AL1821511031ALL1000011282800

SWIFT FINVALTR

This Portfolio Structure Report of the Fund is issued on a quarterly basis and is published on the web-site of the Company. The returns published in the report have been actually accomplished in the past and should be taken as an indicator, i.e. are not a guarantee for future returns. Detailed information on the Funds can be obtained from the Prospectus and the Statute of the Fund, published on the web-site www.wvpfunds.al, by phone at +355 (4) 22 24 525 or at the following email address: contact@wvpfunds.al

No.	Name Of The Company	ISIN	Currency	No. Of Shares	Price	Exchange Rate	Value in ALL	%NAV
1	Novo Nordisk A/S	DK0060534915	EUR	910	99.71	98.35	8,923,895.44	3.83
2	Microsoft Corp	US5949181045	USD	209	422.84	93.45	8,258,509.18	3.55
3	ASML Holding NV	NL0010273215	EUR	119	627.70	98.35	7,346,381.11	3.15
4	Apple Inc	US0378331005	USD	330	234.97	93.45	7,246,122.35	3.11
5	SAP SE	DE0007164600	EUR	313	220.05	98.35	6,773,920.18	2.91
6	Unilever PLC	GB00B10RZP78	EUR	1,127	56.70	98.35	6,284,653.52	2.70
7	Siemens AG	DE0007236101	EUR	353	179.00	98.35	6,214,441.45	2.67
8	Schneider Electric SE	FR0000121972	EUR	265	237.60	98.35	6,192,509.40	2.66
9	Deutsche Telekom AG	DE0005557508	EUR	2,054	29.94	98.35	6,048,206.35	2.60
10	LVMH Moet Hennessy Louis Vuitton SE	FR0000121014	EUR	101	590.10	98.35	5,861,669.84	2.52
11	Goldman Sachs Group Inc	US38141G1040	USD	102	605.23	93.45	5,768,991.84	2.48
12	Novartis AG	CH0012005267	CHF	537	92.72	105.96	5,275,816.21	2.27
13	Mastercard Inc	US57636Q1040	USD	100	532.13	93.45	4,972,754.85	2.14
14	Roche Holding AG	CH0012032048	CHF	183	252.40	105.96	4,894,207.63	2.10
15	Zurich Insurance Group AG	CH0011075394	CHF	80	552.40	105.96	4,682,584.32	2.01
16	JPMorgan Chase & Co.	US46625H1005	USD	187	249.72	93.45	4,363,894.46	1.87
17	Facebook Inc	US30303M1027	USD	80	569.24	93.45	4,255,638.24	1.83
18	Berkshire Hathaway Inc	US0846707026	USD	88	483.01	93.45	3,972,081.04	1.71
19	Nestle	CH0038863350	CHF	483	76.34	105.96	3,906,980.43	1.68
20	Airbus SE	NL0000235190	EUR	285	139.38	98.35	3,906,786.56	1.68
21	EXXON MOBIL CORP	US30231G1022	USD	350	117.61	93.45	3,846,729.08	1.65
22	Amazon.com Inc	US0231351067	USD	200	205.75	93.45	3,845,467.50	1.65
23	Intercontinental Exchange Inc	US45866F1049	USD	235	161.11	93.45	3,538,096.43	1.52
24	Merck KGaA	DE0006599905	EUR	250	141.80	98.35	3,486,507.50	1.50
25	Iberdrola SA	ES0144580Y14	EUR	2,591	13.48	98.35	3,433,764.85	1.47
26	Salesforce.Com Inc	US79466L3024	USD	111	330.14	93.45	3,424,525.71	1.47
27	Linde PLC	IE000S9YS762	EUR	79	433.40	98.35	3,367,366.31	1.45
28	Home Depot Inc	US4370761029	USD	83	427.26	93.45	3,313,978.10	1.42
29	Allianz SE	DE0008404005	EUR	115	287.90	98.35	3,256,220.98	1.40
30	AXA SA	FR0000120628	EUR	965	32.20	98.35	3,056,029.55	1.31
31	Anheuser Busch Inbev NV	BE0974293251	EUR	590	51.30	98.35	2,976,759.45	1.28
32	SANOFI SA	FR0000120578	EUR	320	92.30	98.35	2,904,865.60	1.25
33	Prosus NV	NL00150029D8	EUR	699	38.05	98.35	2,615,810.03	1.12
34	Adidas AG	DE000A1EWWW0	EUR	115	219.80	98.35	2,485,992.95	1.07
35	Shell plc	GB00BP6MXD84	EUR	820	30.72	98.35	2,477,475.84	1.06
36	Safran SA	FR0000073272	EUR	114	217.60	98.35	2,439,709.44	1.05
37	TOTAL SA	FR0000120271	EUR	455	54.09	98.35	2,420,486.93	1.04
38	AIR LIQUIDE SA	FR0000120073	EUR	156	156.26	98.35	2,397,434.68	1.03
39	Caterpillar Inc	US1491231015	USD	62	403.76	93.45	2,339,345.06	1.00
40	Adyen NV	NL0012969182	EUR	17	1,384.40	98.35	2,314,647.58	0.99
41	BOEING	US0970231058	USD	156	152.42	93.45	2,222,009.24	0.95
42	Diageo PLC	GB0002374006	GBP	800	23.55	117.86	2,220,482.40	0.95
43	Visa Inc	US92826C8394	USD	75	314.61	93.45	2,205,022.84	0.95
44	ING Groep NV	NL0011821202	EUR	1,530	14.47	98.35	2,176,778.58	0.93
45	AstraZeneca PLC	GB0009895292	GBP	171	105.28	117.86	2,121,819.44	0.91
46	Walmart Inc	US9311421039	USD	242	91.87	93.45	2,077,630.86	0.89
47	Procter & Gamble Co/The	US7427181091	USD	116	179.30	93.45	1,943,647.86	0.83
48	British Petroleum PLC	GB0007980591	GBP	4,250	3.84	117.86	1,924,226.56	0.83
49	UBS Group AG	CH0244767585	CHF	651	27.66	105.96	1,907,985.69	0.82
50	BNP Paribas SA	FR0000131104	EUR	345	55.63	98.35	1,887,567.62	0.81
51	Fresenius Medical Care AG & Co. KGaA	DE0005785802	EUR	452	42.45	98.35	1,887,080.79	0.81
52	GlaxoSmithKline plc	GB00BN7SWP63	GBP	1,176	13.44	117.86	1,862,829.16	0.80
53	HERMES INTERNATIONAL	FR0000052292	EUR	9	2,040.00	98.35	1,805,706.00	0.78
54	Pfizer Inc	US7170811035	USD	735	25.82	93.45	1,773,466.07	0.76
55	Lloyds Banking Group PLC	GB0008706128	GBP	27,850	0.53	117.86	1,745,580.85	0.75
56	Vinci SA	FR0000125486	EUR	175	97.38	98.35	1,676,031.53	0.72
57	Bayerische Motoren Werke AG	DE0005190003	EUR	235	68.34	98.35	1,579,491.17	0.68
58	Daimler AG	DE0007100000	EUR	300	52.33	98.35	1,543,996.65	0.66
59	Henkel AG & Co KGaA	DE0006048432	EUR	190	80.90	98.35	1,511,737.85	0.65
60	Biogen Inc	US09062X1037	USD	100	159.79	93.45	1,493,237.55	0.64
61	Deutsche Post AG	DE0005552004	EUR	426	34.44	98.35	1,442,936.12	0.62
62	Carrier Global Corporation	US14448C1045	USD	200	76.89	93.45	1,437,074.10	0.62
63	3M Co	US88579Y1010	USD	108	132.48	93.45	1,337,067.65	0.57
64	Bayer AG	DE000BAY0017	EUR	621	19.12	98.35	1,167,882.84	0.50
65	McDonald's Corp	US5801351017	USD	42	295.07	93.45	1,158,120.24	0.50
66	Fresenius SE & Co KGaA	DE0005785604	EUR	340	33.11	98.35	1,107,165.29	0.48
67	Telefonica SA	ES0178430E18	EUR	2,531	4.33	98.35	1,078,338.12	0.46
68	BASF SE	DE000BASF111	EUR	260	42.02	98.35	1,074,493.42	0.46
69	Volkswagen Ag	DE0007664039	EUR	135	80.36	98.35	1,066,959.81	0.46
70	Otis Worldwide Corporation	US68902V1070	USD	100	102.50	93.45	957,862.50	0.41
71	Rio Tinto PLC	GB0007188757	GBP	132	49.16	117.86	764,729.90	0.33
72	HALEON PLC ORD	GB00BMX86B70	GBP	1,470	3.80	117.86	658,019.45	0.28
73	Kering SA	FR0000121485	EUR	26	221.75	98.35	567,036.93	0.24
74	Daimler Truck Holding AG	DE000DTR0CK8	EUR	150	34.62	98.35	510,731.55	0.22
75	Siemens Energy AG	DE000ENER6Y0	EUR	100	48.46	98.35	476,604.10	0.20
76	Sandoz Group AG	CH1243598427	CHF	53	40.58	105.96	227,892.41	0.10
77	Solvantum Corporation	US83444M1018	USD	27	72.47	93.45	182,852.68	0.08
78	VIATRIS INC ORD REG	US92556V1061	USD	91	13.21	93.45	112,337.18	0.05
79	IBERDROLA SA-INTERIM	ES0144583236	EUR	31	13.48	98.35	41,083.25	0.02
80	Telefonica SA	ES0178430E18	EUR	81	4.33	98.35	34,510.23	0.01
81	Euroapi SAS	FR0014008VX5	EUR	13	3.90	98.35	4,986.35	0.00
82	IBERDROLA SA-INTERIM	ES0144583285	EUR	1	13.48	98.35	1,325.27	0.00