

**Goals of the Fund**

The Fund is created having in mind the clients who wish to harvest an attractive return by using the global growth of world economy, especially in the most developed economies of the world, such as the USA, Germany and Switzerland. Our goal is to build in our portfolio with the shares of the companies in Stoxx Euro 50 and DOWJ indexes. The return will be effectuated through investing the Fund's assets into shares of large companies that create global demand and are the main driving forces of economic development. Through investing in the Fund, the clients will be able to achieve diversification of their capital and accomplish their personal financial goals, while having high liquidity of the investment. \*

\* Detailed information can be found in the Prospectus.

**Information about the Fund**

Name of the Fund	WVP Top Invest
Inception Date	3/29/2018
Currency of the shares	LEK
Net value	241.871.853,75 ALL
Unit Price	1.180,5981
Fund Type	Accumulation
Custody Bank	First Investment Bank Albania
Subcustody Bank	First Investment Bank Bulgaria Clearstream
Benchmark	WVP Benchmark
Standard deviation	15,48%
Risk class	6

**Fees**

Fees paid by investor:

up to 2.035.000	5.0%
2.035.001 - 3.400.000	4.5%
3.400.001 - 6.800.000	4.0%
6.800.001 - 13.600.000	3.5%
13.600.001 - 34.000.000	3.0%
34.000.001 - 68.000.000	2.5%
68.000.001 - 136.000.000	2.0%
136.000.001 - 340.000.000	1.5%
over 340.000.000	1.0%

Exit fee not chargeable (0%)

**Fees paid by the Fund:**

Management fee	2% annually
Custody bank fee	0,2% annually

**Performance**

	WVP Top Invest %	WVP Benchmark ** %
1M	0,62	-2,00
3M	1,44	-0,24
6M	0,96	2,93
1 Year	6,76	12,84
YTD	8,39	8,08

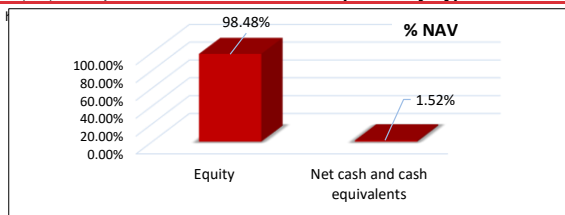
Total Return since inception % 18,06

\*\*WVP Benchmark Calculation : 30 % DOWJ / 70 % Stoxx Europe 50 - 2.5 % TER

Source of data: The Wall Street Journal

<http://quotes.wsj.com/index/DJIA/>

**Exposure by Type of Instrument**



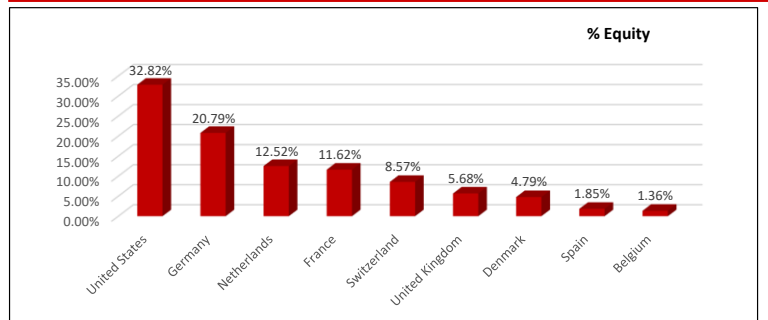
**Top 10 Holdings**

Novo Nordisk A/S	4.72%
ASML Holding NV	3.98%
Microsoft Corp	3.24%
Apple Inc	2.81%
LVMH Moet Hennessy Louis Vuitton SE	2.81%
Unilever PLC	2.70%
SAP SE	2.55%
Schneider Electric SE	2.50%
Siemens AG	2.48%
Facebook Inc	2.44%
<b>Total</b>	<b>30.23%</b>

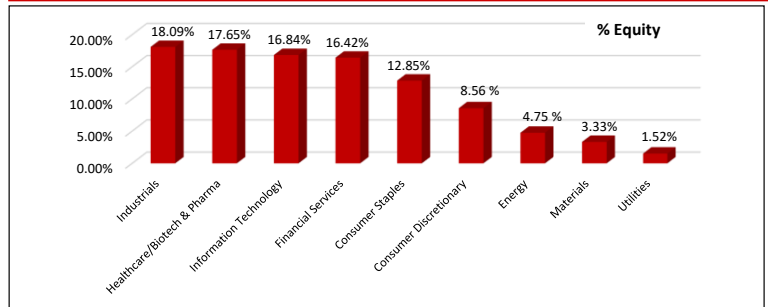
**Unit price**



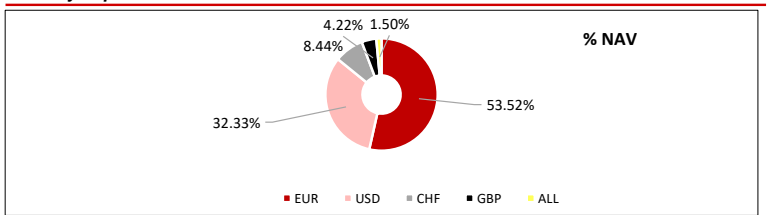
**Geographic Exposure**



**Sectoral Exposure**



**Currency Exposure**



The fund is not listed on the stock exchange and can not be traded. Official information, purchase and sale of units are done direct through WVP Fund Management Tirana

For purchase of units of WVP Top Invest please follow these payment instructions:

IBAN AL1821511031ALL1000011282800

SWIFT FINVALTR

The Portfolio Structure Report of the Fund is issued on a quarterly basis and is published on the web-site of the Company. The returns published in the report have been actually accomplished in the past and should be taken as an indicator, i.e. are not a guarantee for future returns. Detailed information on the Funds can be obtained from the Prospectus and the Statute of the Fund, published on the web-site [www.wvpfunds.al](http://www.wvpfunds.al), by phone at +355 (4) 22 24 525 or at the following email address: [contact@wvpfunds.al](mailto:contact@wvpfunds.al)

No.	Name Of The Company	ISIN	Currency	No. Of Shares	Price	Exchange Rate	Value in ALL	%NAV
1	Novo Nordisk A/S	DK0060534915	EUR	910	125.80	99.65	11,407,732.70	4.72
2	ASML Holding NV	NL0010273215	EUR	119	811.80	99.65	9,626,608.53	3.98
3	Microsoft Corp	US5949181045	USD	209	416.84	89.92	7,833,790.84	3.24
4	Apple Inc	US0378331005	USD	330	228.86	89.92	6,791,100.10	2.81
5	LVMH Moet Hennessy Louis Vuitton SE	FR0000121014	EUR	101	674.30	99.65	6,786,593.50	2.81
6	Unilever PLC	GB00B10RZP78	EUR	1,127	58.24	99.65	6,540,675.23	2.70
7	SAP SE	DE0007164600	EUR	313	197.70	99.65	6,166,351.97	2.55
8	Schneider Electric SE	FR0000121972	EUR	265	229.35	99.65	6,056,502.79	2.50
9	Siemens AG	DE0007236101	EUR	353	170.68	99.65	6,003,916.49	2.48
10	Facebook Inc	US30303M1027	USD	126	521.17	89.92	5,904,814.41	2.44
11	Novartis AG	CH0012005267	CHF	537	102.12	105.98	5,811,777.87	2.40
12	Roche Holding AG	CH0012032048	CHF	183	287.10	105.98	5,568,115.01	2.30
13	Deutsche Telekom AG	DE0005557508	EUR	2,054	25.62	99.65	5,243,929.78	2.17
14	Goldman Sachs Group Inc	US38141G1040	USD	102	510.07	89.92	4,678,280.43	1.93
15	Nestle	CH0038863350	CHF	483	91.02	105.98	4,659,162.71	1.93
16	Merck KGaA	DE0006599905	EUR	250	176.35	99.65	4,393,319.38	1.82
17	Mastercard Inc	US57636Q1040	USD	100	483.12	89.92	4,344,215.04	1.80
18	Procter & Gamble Co/The	US7427181091	USD	273	171.52	89.92	4,210,500.40	1.74
19	Walmart Inc	US9311421039	USD	603	77.21	89.92	4,186,462.09	1.73
20	Zurich Insurance Group AG	CH0011075394	CHF	80	491.40	105.98	4,166,285.76	1.72
21	Airbus SE	NL0000235190	EUR	285	138.82	99.65	3,942,522.71	1.63
22	JPMorgan Chase & Co.	US46625H1005	USD	187	224.77	89.92	3,779,516.54	1.56
23	Berkshire Hathaway Inc	US0846707026	USD	88	475.70	89.92	3,764,195.07	1.56
24	EXXON MOBIL CORP	US30231G1022	USD	350	117.90	89.92	3,710,548.80	1.53
25	Intercontinental Exchange Inc	US45866F1049	USD	235	161.50	89.92	3,412,688.80	1.41
26	Linde PLC	IE000S9YS762	EUR	79	428.00	99.65	3,369,365.80	1.39
27	Iberdrola SA	ES0144580Y14	EUR	2,591	12.82	99.65	3,308,745.22	1.37
28	AXA SA	FR0000120628	EUR	965	34.38	99.65	3,306,058.16	1.37
29	Anheuser Busch Inbev NV	BE0974293251	EUR	590	55.28	99.65	3,250,104.68	1.34
30	SANOFI SA	FR0000120578	EUR	320	101.20	99.65	3,227,065.60	1.33
31	Allianz SE	DE0008404005	EUR	115	280.60	99.65	3,215,605.85	1.33
32	Amazon.com Inc	US0231351067	USD	200	178.48	89.92	3,209,784.32	1.33
33	TOTAL SA	FR0000120271	EUR	455	62.19	99.65	2,819,741.24	1.17
34	Home Depot Inc	US4370761029	USD	83	368.42	89.92	2,749,651.09	1.14
35	Deutsche Post AG	DE0005552004	EUR	690	39.22	99.65	2,696,708.37	1.11
36	Adidas AG	DE000A1EWWW0	EUR	115	232.50	99.65	2,664,391.88	1.10
37	Shell plc	GB00BP6MXD84	EUR	820	32.11	99.65	2,623,395.87	1.08
38	AIR LIQUIDE SA	FR0000120073	EUR	156	168.70	99.65	2,622,508.98	1.08
39	Salesforce.Com Inc	US79466L3024	USD	111	252.87	89.92	2,523,925.81	1.04
40	ING Groep NV	NL0011821202	EUR	1,530	16.37	99.65	2,495,843.87	1.03
41	BOEING	US0970231058	USD	156	173.74	89.92	2,437,141.32	1.01
42	Diageo PLC	GB0002374006	GBP	800	24.73	118.54	2,344,721.20	0.97
43	Prosus NV	NL0013654783	EUR	699	33.53	99.65	2,335,543.89	0.97
44	GlaxoSmithKline plc	GB00BN7SWP63	GBP	1,176	16.57	118.54	2,309,908.37	0.96
45	Adyen NV	NL0012969182	EUR	17	1,328.60	99.65	2,250,714.83	0.93
46	Safran SA	FR0000073272	EUR	114	197.95	99.65	2,248,731.80	0.93
47	Raytheon Technologies Corp	US75513E1010	USD	200	123.34	89.92	2,218,146.56	0.92
48	British Petroleum PLC	GB0007980591	GBP	4,250	4.29	118.54	2,163,295.73	0.89
49	BNP Paribas SA	FR0000131104	EUR	345	62.56	99.65	2,150,765.88	0.89
50	Caterpillar Inc	US1491231015	USD	62	355.86	89.92	1,983,933.73	0.82
51	Bayerische Motoren Werke AG	DE0005190003	EUR	235	83.68	99.65	1,959,597.32	0.81
52	HERMES INTERNATIONAL	FR0000052292	EUR	9	2,169.00	99.65	1,945,267.65	0.80
53	Lloyds Banking Group PLC	GB0008706128	GBP	27,850	0.59	118.54	1,931,283.32	0.80
54	Pfizer Inc	US7170811035	USD	735	28.99	89.92	1,915,983.89	0.79
55	Vinci SA	FR0000125486	EUR	175	108.10	99.65	1,885,128.88	0.78
56	Visa Inc	US92826C8394	USD	75	276.19	89.92	1,862,625.36	0.77
57	Daimler AG	DE0007100000	EUR	300	62.26	99.65	1,861,262.70	0.77
58	Biogen Inc	US09062X1037	USD	100	204.61	89.92	1,839,853.12	0.76
59	Bayer AG	DE000BAY0017	EUR	621	27.89	99.65	1,725,597.70	0.71
60	Fresenius Medical Care AG & Co. KGaA	DE0005785802	EUR	452	34.83	99.65	1,568,805.89	0.65
61	Henkel AG & Co KGaA	DE0006048432	EUR	190	82.70	99.65	1,565,800.45	0.65
62	Carrier Global Corporation	US14448C1045	USD	200	72.79	89.92	1,309,055.36	0.54
63	3M Co	US88579Y1010	USD	108	134.68	89.92	1,307,925.96	0.54
64	Volkswagen Ag	DE0007664039	EUR	135	96.08	99.65	1,292,540.22	0.53
65	BASF SE	DE000BASF111	EUR	260	45.92	99.65	1,189,741.28	0.49
66	Fresenius SE & Co KGaA	DE0005785604	EUR	340	33.42	99.65	1,132,303.02	0.47
67	McDonald's Corp	US5801351017	USD	42	288.53	89.92	1,089,673.94	0.45
68	Telefonica SA	ES0178430E18	EUR	2,531	4.09	99.65	1,032,312.52	0.43
69	Otis Worldwide Corporation	US68902V1070	USD	100	94.65	89.92	851,092.80	0.35
70	Rio Tinto PLC	GB0007188757	GBP	132	47.70	118.54	746,297.02	0.31
71	Kering SA	FR0000121485	EUR	26	258.95	99.65	670,913.56	0.28
72	HALEON PLC ORD	GB00BMX86B70	GBP	1,470	3.82	118.54	665,301.01	0.28
73	Daimler Truck Holding AG	DE000DTR0CK8	EUR	150	34.72	99.65	518,977.20	0.21
74	Siemens Energy AG	DE000ENER6Y0	EUR	100	26.01	99.65	259,189.65	0.11
75	Sandoz Group AG	CH1243598427	CHF	53	37.29	105.98	209,455.69	0.09
76	Solventum Corporation	US83444M1018	USD	27	64.11	89.92	155,648.82	0.06
77	VIATRIS INC ORD REG	US92556V1061	USD	91	12.09	89.92	98,929.08	0.04
78	IBERDROLA SA-INTERIM	ES0144583236	EUR	31	12.82	99.65	39,587.46	0.02
79	Telefonica SA	ES0178430E18	EUR	81	4.09	99.65	33,037.26	0.01
80	Euroapi SAS	FR0014008VX5	EUR	13	4.14	99.65	5,368.34	0.00
81	IBERDROLA SA-INTERIM	ES0144583285	EUR	1	12.82	99.65	1,277.01	0.00