

Goals of the Fund

The Fund is created having in mind the clients who wish to harvest an attractive return by using the global growth of world economy, especially in the most developed economies of the world, such as the USA, Germany and Switzerland. Our goal is to build in our portfolio with the shares of the companies in Stoxx Euro 50 and DOWJ indexes. The return will be effectuated through investing the Fund's assets into shares of large companies that create global demand and are the main driving forces of economic development. Through investing in the Fund, the clients will be able to achieve diversification of their capital and accomplish their personal financial goals, while having high liquidity of the investment. *

* Detailed information can be found in the Prospectus.

Information about the Fund

Name of the Fund	WVP Top Invest
Inception Date	3/29/2018
Currency of the shares	LEK
Net value	221.766.368,11 ALL
Unit Price	1.134,8874
Fund Type	Accumulation
Custody Bank	First Investment Bank Albania
Subcustody Bank	First Investment Bank Bulgaria Clearstream
Benchmark	WVP Benchmark
Standard deviation	15,40%
Risk class	6

Fees

Fees paid by investor:

up to 2.035.000	5.0%
2.035.001 - 3.400.000	4.5%
3.400.001 - 6.800.000	4.0%
6.800.001 - 13.600.000	3.5%
13.600.001 - 34.000.000	3.0%
34.000.001 - 68.000.000	2.5%
68.000.001 - 136.000.000	2.0%
136.000.001 - 340.000.000	1.5%
over 340.000.000	1.0%

Exit fee not chargeable (0%)

Fees paid by the Fund:

Management fee	2% annually
Custody bank fee	0,2% annually

Performance

	WVP Top Invest %	WVP Benchmark ** %
1M	-2,50	-4,40
3M	-3,28	-4,73
6M	0,14	-1,34
1 Year	11,09	13,65
YTD	4,20	5,08

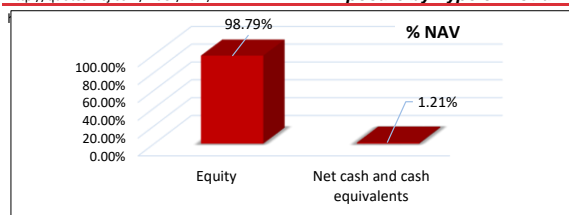
Total Return since inception % 13,49

**WVP Benchmark Calculation : 30 % DOWJ / 70 % Stoxx Europe 50 - 2.5 % TER

Source of data: The Wall Street Journal

<http://quotes.wsj.com/index/DJIA/>

Exposure by Type of Instrument



The fund is not listed on the stock exchange and can not be traded. Official information, purchase and sale of units are done direct through WVP Fund Management Tirana

For purchase of units of WVP Top Invest please follow these payment instructions:

IBAN AL1821511031ALL1000011282800

SWIFT FINVALTR

The Portfolio Structure Report of the Fund is issued on a quarterly basis and is published on the web-site of the Company. The returns published in the report have been actually accomplished in the past and should be taken as an indicator, i.e. are not a guarantee for future returns. Detailed information on the Funds can be obtained from the Prospectus and the Statute of the Fund, published on the web-site www.wvpfunds.al, by phone at +355 (4) 22 24 525 or at the following email address: contact@wvpfunds.al

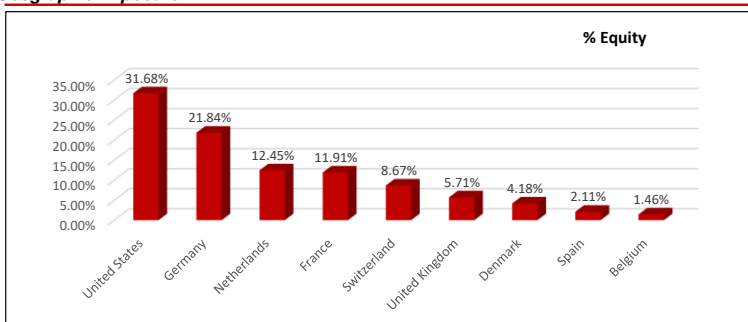
Top 10 Holdings

Novo Nordisk A/S	4.13%
Microsoft Corp	3.46%
ASML Holding NV	3.28%
Apple Inc	3.03%
SAP SE	2.97%
Unilever PLC	2.81%
Siemens AG	2.79%
Schneider Electric SE	2.79%
LVMH Moet Hennessy Louis Vuitton SE	2.73%
Deutsche Telekom AG	2.53%
Total	30.52%

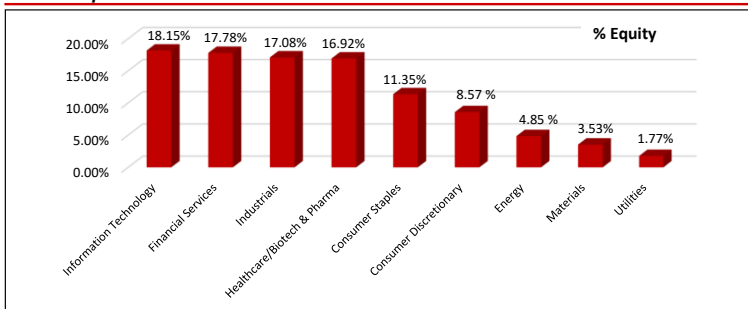
Unit price



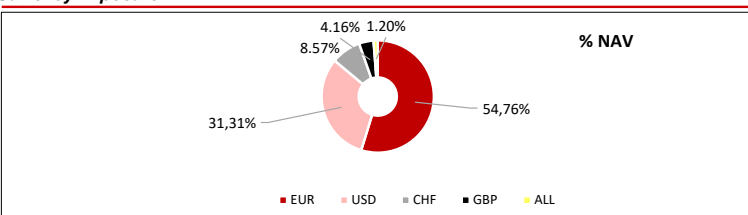
Geographic Exposure



Sectoral Exposure



Currency Exposure



No.	Name Of The Company	ISIN	Currency	No. Of Shares	Price	Exchange Rate	Value in ALL	%NAV
1	Novo Nordisk A/S	DK0060534915	EUR	910	102.32	98.29	9,151,899.85	4.13
2	Microsoft Corp	US5949181045	USD	209	406.30	90.45	7,680,715.52	3.46
3	ASML Holding NV	NL0010273215	EUR	119	621.20	98.29	7,265,872.01	3.28
4	Apple Inc	US0378331005	USD	330	225.37	90.45	6,726,956.45	3.03
5	SAP SE	DE0007164600	EUR	313	214.10	98.29	6,586,737.26	2.97
6	Unilever PLC	GB00B10RZP78	EUR	1,127	56.20	98.29	6,225,433.05	2.81
7	Siemens AG	DE0007236101	EUR	353	178.12	98.29	6,180,117.42	2.79
8	Schneider Electric SE	FR0000121972	EUR	265	237.20	98.29	6,178,312.82	2.79
9	LVMH Moet Hennessy Louis Vuitton SE	FR0000121014	EUR	101	609.80	98.29	6,053,661.44	2.73
10	Deutsche Telekom AG	DE0005557508	EUR	2,054	27.83	98.29	5,618,533.58	2.53
11	Novartis AG	CH0012005267	CHF	537	93.80	104.54	5,265,742.52	2.37
12	Roche Holding AG	CH0012032048	CHF	183	267.90	104.54	5,125,146.68	2.31
13	Goldman Sachs Group Inc	US38141G1040	USD	102	517.61	90.45	4,775,418.10	2.15
14	Mastercard Inc	US57636Q1040	USD	100	499.37	90.45	4,516,801.65	2.04
15	Zurich Insurance Group AG	CH0011075394	CHF	80	510.40	104.54	4,268,577.28	1.92
16	Nestle	CH0038863350	CHF	483	81.58	104.54	4,119,204.26	1.86
17	Facebook Inc	US30303M1027	USD	80	567.39	90.45	4,105,634.04	1.85
18	Airbus SE	NL0000235190	EUR	285	140.14	98.29	3,925,692.77	1.77
19	JPMorgan Chase & Co.	US46625H1005	USD	187	221.83	90.45	3,752,065.89	1.69
20	Merck KGaA	DE0006599905	EUR	250	152.00	98.29	3,735,020.00	1.68
21	EXXON MOBIL CORP	US30231G1022	USD	350	116.71	90.45	3,694,746.83	1.67
22	Berkshire Hathaway Inc	US0846707026	USD	88	450.79	90.45	3,588,108.08	1.62
23	Iberdrola SA	ES0144580Y14	EUR	2,591	13.64	98.29	3,473,690.48	1.57
24	Amazon.com Inc	US0231351067	USD	200	186.13	90.45	3,367,091.70	1.52
25	Intercontinental Exchange Inc	US45866F1049	USD	235	155.88	90.45	3,313,346.31	1.49
26	Linde PLC	IE000S9YS762	EUR	79	422.80	98.29	3,283,003.95	1.48
27	AXA SA	FR0000120628	EUR	965	34.50	98.29	3,272,319.83	1.48
28	Allianz SE	DE0008404005	EUR	115	288.80	98.29	3,264,407.48	1.47
29	Anheuser Busch Inbev NV	BE0974293251	EUR	590	54.98	98.29	3,188,350.68	1.44
30	SANOFI SA	FR0000120578	EUR	320	97.08	98.29	3,053,437.82	1.38
31	Home Depot Inc	US4370761029	USD	83	393.78	90.45	2,956,244.28	1.33
32	Salesforce.Com Inc	US79466L3024	USD	111	291.30	90.45	2,924,637.44	1.32
33	Prosus NV	NL0013654783	EUR	699	38.72	98.29	2,659,902.85	1.20
34	TOTAL SA	FR0000120271	EUR	465	57.39	98.29	2,566,592.71	1.16
35	AIR LIQUIDE SA	FR0000120073	EUR	156	164.66	98.29	2,524,771.30	1.14
36	Shell plc	GB00BP6MXXD84	EUR	820	30.82	98.29	2,483,621.21	1.12
37	Adidas AG	DE000A1EWWW0	EUR	115	218.20	98.29	2,466,390.97	1.11
38	ING Groep NV	NL0011821202	EUR	1,530	15.67	98.29	2,357,114.11	1.06
39	Adyen NV	NL0012969182	EUR	17	1,405.40	98.29	2,348,325.02	1.06
40	Safran SA	FR0000073272	EUR	114	207.80	98.29	2,328,411.47	1.05
41	Diageo PLC	GB0002374006	GBP	800	23.99	117.51	2,255,251.92	1.02
42	BNP Paribas SA	FR0000131104	EUR	345	62.72	98.29	2,126,838.34	0.96
43	Caterpillar Inc	US1491231015	USD	62	376.13	90.45	2,109,299.43	0.95
44	BOEING	US0970231058	USD	156	149.28	90.45	2,106,370.66	0.95
45	Visa Inc	US92826C8394	USD	75	289.84	90.45	1,966,202.10	0.89
46	GlaxoSmithKline plc	GB00BN7SWP63	GBP	1,176	13.92	117.51	1,923,629.30	0.87
47	British Petroleum PLC	GB0007980591	GBP	4,250	3.77	117.51	1,881,056.01	0.85
48	Pfizer Inc	US7170811035	USD	735	28.29	90.45	1,880,740.42	0.85
49	HERMES INTERNATIONAL	FR0000052292	EUR	9	2,062.00	98.29	1,824,065.82	0.82
50	Walmart Inc	US9311421039	USD	242	81.94	90.45	1,793,576.47	0.81
51	Vinci SA	FR0000125486	EUR	175	102.00	98.29	1,754,476.50	0.79
52	Lloyds Banking Group PLC	GB0008706128	GBP	27,850	0.53	117.51	1,746,942.44	0.79
53	Procter & Gamble Co/The	US7427181091	USD	116	165.16	90.45	1,732,891.75	0.78
54	Bayerische Motoren Werke AG	DE0005190003	EUR	235	72.34	98.29	1,670,920.17	0.75
55	Daimler AG	DE0007100000	EUR	300	55.87	98.29	1,647,438.69	0.74
56	Fresenius Medical Care AG & Co. KGaA	DE0005785802	EUR	452	35.79	98.29	1,590,045.19	0.72
57	Biogen Inc	US09062X1037	USD	100	173.97	90.45	1,573,558.65	0.71
58	Deutsche Post AG	DE0005552004	EUR	426	36.96	98.29	1,547,572.12	0.70
59	Bayer AG	DE000BAY0017	EUR	621	24.83	98.29	1,515,575.77	0.68
60	Henkel AG & Co KGaA	DE0006048432	EUR	190	79.58	98.29	1,486,164.46	0.67
61	Carrier Global Corporation	US14448C1045	USD	200	72.72	90.45	1,315,504.80	0.59
62	3M Co	US88579Y1010	USD	108	128.45	90.45	1,254,776.67	0.57
63	Volkswagen Ag	DE0007664039	EUR	135	88.22	98.29	1,170,604.41	0.53
64	BASF SE	DE000BASF111	EUR	260	44.60	98.29	1,139,770.84	0.51
65	Fresenius SE & Co KGaA	DE0005785604	EUR	340	33.33	98.29	1,113,841.94	0.50
66	McDonald's Corp	US5801351017	USD	42	292.14	90.45	1,109,810.65	0.50
67	Telefonica SA	ES0178430E18	EUR	2,531	4.31	98.29	1,072,953.59	0.48
68	Otis Worldwide Corporation	US68902V1070	USD	100	98.17	90.45	887,947.65	0.40
69	Rio Tinto PLC	GB0007188757	GBP	132	50.16	117.51	778,047.81	0.35
70	HALEON PLC ORD	GB00BMX86B70	GBP	1,470	3.72	117.51	642,937.16	0.29
71	Kering SA	FR0000121485	EUR	26	228.80	98.29	584,707.55	0.26
72	Daimler Truck Holding AG	DE000DTR0CK8	EUR	150	37.96	98.29	559,663.26	0.25
73	Siemens Energy AG	DE000ENER6Y0	EUR	100	37.49	98.29	368,489.21	0.17
74	Sandoz Group AG	CH1243598427	CHF	53	39.34	104.54	217,967.99	0.10
75	Solvantum Corporation	US83444M1018	USD	27	72.60	90.45	177,300.09	0.08
76	VIATRIS INC ORD REG	US92556V1061	USD	91	11.59	90.45	95,396.71	0.04
77	IBERDROLA SA-INTERIM	ES0144583236	EUR	31	13.64	98.29	41,560.94	0.02
78	Telefonica SA	ES0178430E18	EUR	81	4.31	98.29	34,337.91	0.02
79	Euroapi SAS	FR0014008VX5	EUR	13	3.55	98.29	4,536.08	0.00
80	IBERDROLA SA-INTERIM	ES0144583285	EUR	1	13.64	98.29	1,340.68	0.00