

Goals of the Fund

The objective of the Fund's investment is to realize profits for the fund's quota holders, investing in principle in securities of large companies in developed world economies but in some cases also debt securities and bank deposits while maintaining a high level of liquidity. In this way, quota holders, in the longer term, will be able to participate in the growth of the world economy and realize profits from their investments. Through investing in the Fund, the clients will be able to achieve diversification of their capital and accomplish their personal financial goals, while having high liquidity of the investment. *

* Detailed information can be found in the Prospectus.

Information about the Fund

Name of the Fund	WVP Global
Inception Date	1/11/2021
Currency of the shares	EUR
Net value	2.740.816,35 EUR
Unit Price	149.7693
Fund Type	Accumulation
Custody Bank	First Investment Bank Albania
Subcustody Bank	First Investment Bank Bulgaria Clearstream
Benchmark	WVP Benchmark
Standard deviation	12,65%
Risk class	5

Fees

Fees paid by investor:

up to 14.999	5.0%
14.999-24.999	4.5%
25.000-49.999	4.0%
50.000-99.999	3.5%
100.000-249.999	3.0%
250.000-499.999	2.5%
500.000-999.999	2.0%
1.000.000-2.499.999	1.5%
over 2.500.000	1.0%

Exit fee not chargeable (0%)

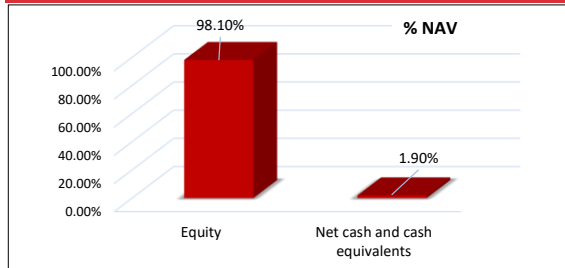
Fees paid by the Fund:

Management fee	2% annually
Custody bank fee	0,2% annually

Performance

WVP Global %	
1M	-0,19
3M	-0,95
6M	3,82
1 Year	20,87
YTD	12,06
Total Return since inception %	
	49,77

Exposure by Type of Instrument



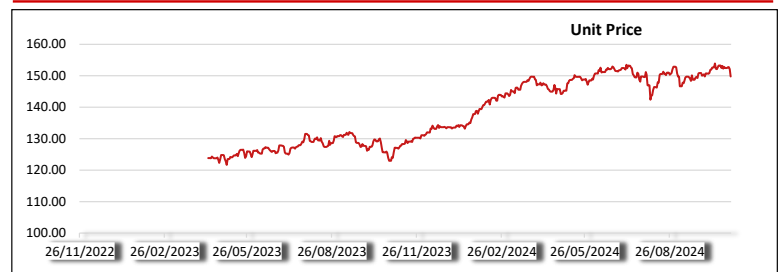
The fund is not listed on the stock exchange and can not be traded. Official information, purchase and sale of units are done direct through WVP Fund Management Tirana
For purchase of units of WVP Global please follow these payment instructions:
IBAN AL94 2151 1031 EUR1 0000 1490 8100
SWIFT FINVALTR

The Portfolio Structure Report of the Fund is issued on a quarterly basis and is published on the web-site of the Company. The returns published in the report have been actually accomplished in the past and should be taken as an indicator, i.e. are not a guarantee for future returns. Detailed information on the Funds can be obtained from the Prospectus and the Statute of the Fund, published on the web-site www.wvpfunds.al, by phone at +355 (4) 22 24 525 or at the following email address: contact@wvpfunds.al

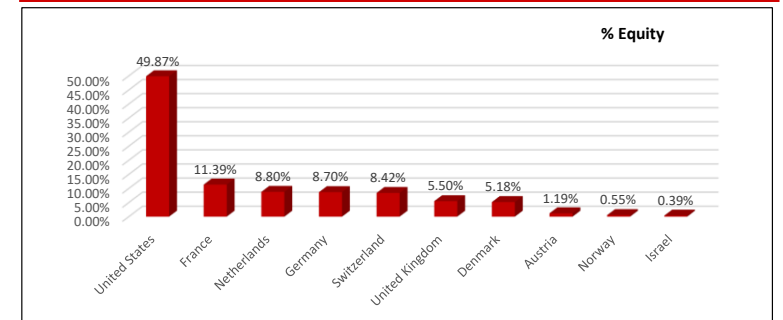
Top 10 Holdings

Novo Nordisk A/S	5.08%
Facebook Inc	4.17%
Philip Morris International Inc	3.73%
Roche Holding AG	3.27%
Nvidia Corp	3.19%
Allianz SE	3.16%
Berkshire Hathaway Inc	3.15%
Alphabet Inc	3.10%
Partners Group Holding AG	3.06%
Unilever PLC	2.93%
Total	34.84%

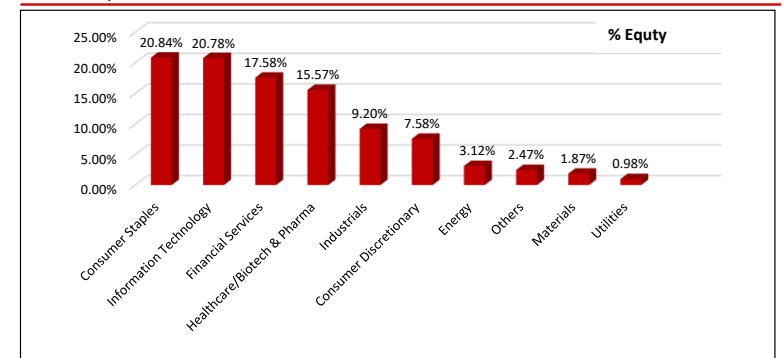
Unit price



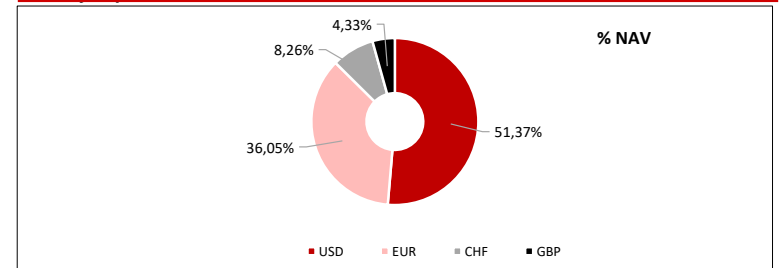
Geographic Exposure



Sectoral Exposure



Currency Exposure



No.	Name Of The Company	ISIN	Currency	No. Of Share	Price	Exchange Rate	Value in EUR	%NAV
1	Novo Nordisk A/S	DK0060534915	EUR	1,362	102.32	1.000	139,359.84	5.08
2	Facebook Inc	US30303M1027	USD	219	567.39	0.920	114,347.07	4.17
3	Philip Morris International Inc	US7181721090	USD	838	132.70	0.920	102,332.64	3.73
4	Roche Holding AG	CH0012032048	CHF	315	267.90	1.064	89,754.54	3.27
5	Nvidia Corp	US67066G1040	USD	717	132.52	0.920	87,437.92	3.19
6	Allianz SE	DE0008404005	EUR	300	288.80	1.000	86,640.00	3.16
7	Berkshire Hathaway Inc	US0846707026	USD	208	450.79	0.920	86,285.31	3.15
8	Alphabet Inc	US02079K3059	USD	540	171.02	0.920	84,984.53	3.10
9	Partners Group Holding AG	CH0024608827	CHF	66	1,193.00	1.064	83,744.74	3.06
10	Unilever PLC	GB00B10RZP78	EUR	1,429	56.20	1.000	80,309.80	2.93
11	Abbie Inc	US00287Y1091	USD	419	203.86	0.920	78,604.11	2.87
12	Apple Inc	US0378331005	USD	347	225.37	0.920	71,965.58	2.63
13	Lam Research Corp	US5128071082	USD	1,040	74.23	0.920	71,041.49	2.59
14	Thales SA	FR0000121329	EUR	456	147.85	1.000	67,419.60	2.46
15	Microsoft Corp	US5949181045	USD	158	406.30	0.920	59,074.92	2.16
16	Adidas AG	DE000A1EWWWW0	EUR	260	218.20	1.000	56,732.00	2.07
17	Danone SA	FR0000120644	EUR	838	65.70	1.000	55,056.60	2.01
18	PepsiCo Inc	US7134481081	USD	359	166.03	0.920	54,850.46	2.00
19	IG Group Holdings PLC	GB00B06QFB75	GBP	4,700	8.95	1.196	50,290.55	1.83
20	Cisco Systems Inc	US17275R1023	USD	987	54.74	0.920	49,718.86	1.81
21	ING Groep NV	NL0011821202	EUR	3,120	15.67	1.000	48,902.88	1.78
22	LVMH Moet Hennessy Louis Vuitton SE	FR0000121014	EUR	74	609.80	1.000	45,125.20	1.65
23	Mastercard Inc	US57636Q1040	USD	98	499.37	0.920	45,034.75	1.64
24	Amazon.com Inc	US0231351067	USD	260	186.13	0.920	44,533.72	1.62
25	Visa Inc	US92826C8394	USD	164	289.84	0.920	43,742.28	1.60
26	Vertex Pharmaceuticals Inc	US92532F1003	USD	99	475.91	0.920	43,357.00	1.58
27	Covestro AG	DE0006062144	EUR	737	58.20	1.000	42,893.40	1.56
28	ASML Holding NV	NL0010273215	EUR	69	621.20	1.000	42,862.80	1.56
29	Publicis Groupe SA	FR0000130577	EUR	437	97.66	1.000	42,677.42	1.56
30	Coca-Cola European Partners PLC	GB00BDCPN049	USD	592	75.96	0.920	41,381.47	1.51
31	Altria Group Inc	US02209S1033	USD	820	54.44	0.920	41,080.07	1.50
32	SAP SE	DE0007164600	EUR	185	214.10	1.000	39,608.50	1.45
33	Bristol-Myers Squibb Co	US1101221083	USD	755	55.73	0.920	38,719.99	1.41
34	TOTAL SA	FR0000120271	EUR	645	57.39	1.000	37,016.55	1.35
35	Applied Materials Inc	US0382221051	USD	215	181.53	0.920	35,915.85	1.31
36	OMV AG	AT0000743059	EUR	841	38.16	1.000	32,092.56	1.17
37	British American Tobacco PLC	GB0002875804	GBP	981	26.94	1.196	31,596.00	1.15
38	AUTOZONE INC	US0533321024	USD	11	3,010.04	0.920	30,469.42	1.11
39	Lockheed Martin Corporation	US5398301094	USD	60	546.44	0.920	30,171.23	1.10
40	L'Oreal SA	FR0000120321	EUR	83	344.25	1.000	28,572.75	1.04
41	Stellantis NV	NL00150001Q9	EUR	2,254	12.60	1.000	28,391.38	1.04
42	UBS Group AG	CH0244767585	CHF	991	26.54	1.064	27,973.56	1.02
43	Adobe Systems Inc	US00724F1012	USD	63	477.89	0.920	27,705.61	1.01
44	Rubis SCA	FR0013269123	EUR	1,174	22.46	1.000	26,368.04	0.96
45	Nestle	CH0038863350	CHF	286	81.58	1.064	24,815.49	0.91
46	Best Buy Co Inc	US0865161014	USD	298	90.37	0.920	24,782.20	0.90
47	Adyen NV	NL0012969182	EUR	17	1,405.40	1.000	23,891.80	0.87
48	Walt Disney Co	US2546871060	USD	268	96.20	0.920	23,725.16	0.87
49	Home Depot Inc	US4370761029	USD	62	393.78	0.920	22,466.97	0.82
50	Johnson & Johnson	US4781601046	USD	123	159.80	0.920	18,087.61	0.66
51	Imperial Brands PLC	GB0004544929	GBP	610	23.37	1.196	17,043.31	0.62
52	Equinor ASA	US29446M1027	USD	690	23.47	0.920	14,902.58	0.54
53	Unilever PLC	GB00B10RZP78	GBP	215	47.61	1.196	12,237.77	0.45
54	INMODE LTD	IL0011595993	USD	665	17.08	0.920	10,452.22	0.38
55	Biogen Inc	US09062X1037	USD	65	173.97	0.920	10,406.08	0.37967
56	Bayer AG	DE000BAY0017	EUR	324	24.83	1.000	8,044.92	0.29352
56	Rio Tinto PLC	GB0007188757	GBP	125	50.16	1.196	7,496.06	0.2735
56	Kering SA	FR0000121485	EUR	18	228.8	1.000	4,118.40	0.15026